

# AC axial fan

sickled blades (S series)

with full round nozzle

## ebm-papst Mulfingen GmbH & Co. KG

Bachmühle 2 · D-74673 Mulfingen

Phone +49 7938 81-0

Fax +49 7938 81-110

sales@fansco.com

www.fansco.com

Limited partnership · Headquarters Mulfingen

County court Stuttgart · HRA 590344

General partner Elektrobau Mulfingen GmbH · Headquarters Mulfingen

County court Stuttgart · HRB 590142

## Nominal data

Type	W2D300-CP02-48		
Motor	M2D074-DF		
Phase		3~	3~
Nominal voltage	VAC	400	460
Connection		Y	Y
Frequency	Hz	60	60
Type of data definition		fa	fa
Valid for approval / standard		CE	UL
Speed	min <sup>-1</sup>	2750	2900
Power input	W	300	340
Current draw	A	0.48	0.51
Max. back pressure	Pa	125	125
Min. ambient temperature	°C	-25	-25
Max. ambient temperature	°C	40	45
Starting current	A	1.1	

ml = Max. load · me = Max. efficiency · fa = Running at free air · cs = Customer specs · cu = Customer unit  
Subject to alterations



# AC axial fan

sickled blades (S series)

with full round nozzle

## Technical features

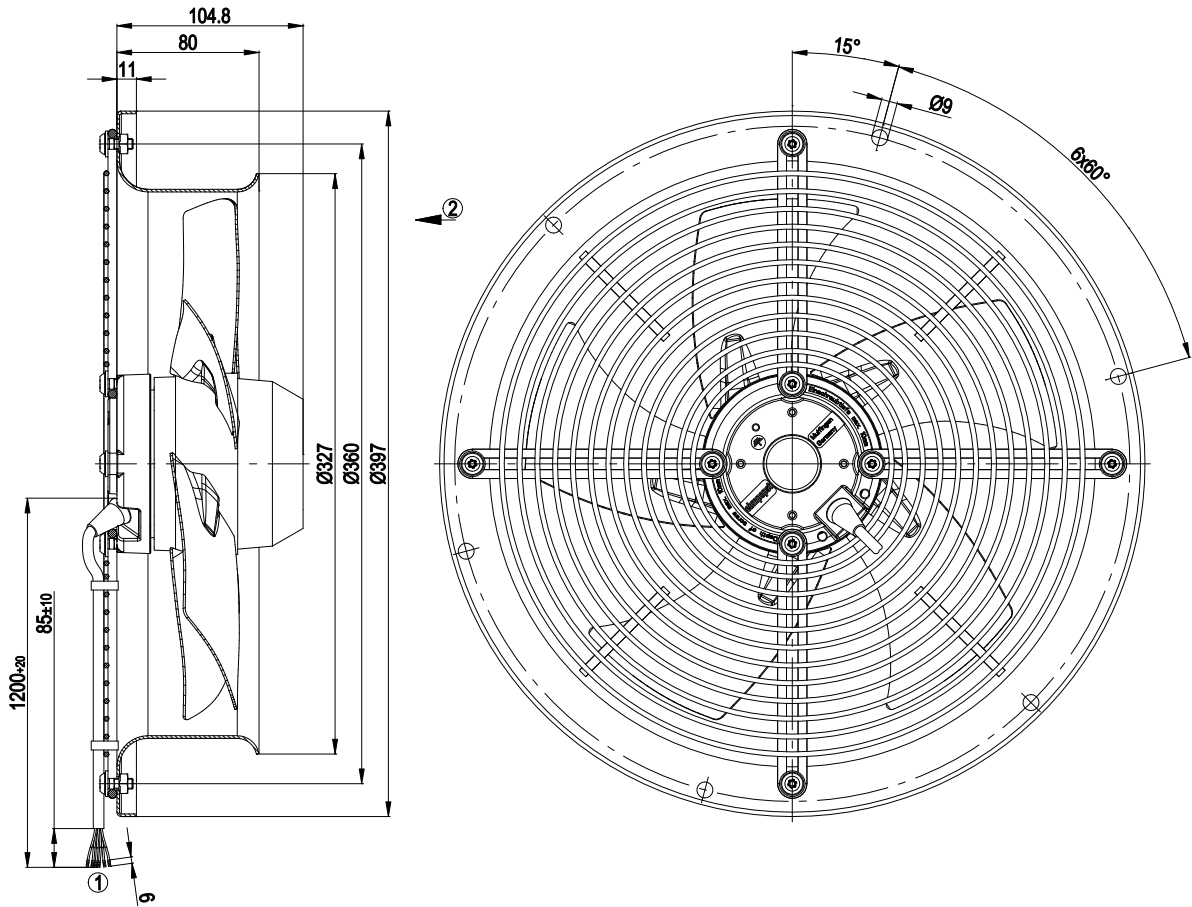
<b>Mass</b>	5.3 kg
<b>Size</b>	300 mm
<b>Surface of rotor</b>	Coated in black
<b>Material of blades</b>	Sheet steel, coated in black
<b>Material of wall ring</b>	Sheet steel, pre-galvanised and black plastic-coated
<b>Material of guard grille</b>	Steel, phosphated and coated in black plastic
<b>Number of blades</b>	5
<b>Direction of air flow</b>	"V"
<b>Direction of rotation</b>	Counter-clockwise, seen on rotor
<b>Type of protection</b>	IP 44
<b>Insulation class</b>	"F"
<b>Humidity class</b>	F2-2
<b>Max. permissible ambient motor temp. (transp./ storage)</b>	+ 80 °C
<b>Min. permissible ambient motor temp. (transp./storage)</b>	- 40 °C
<b>Mounting position</b>	Shaft horizontal or rotor on bottom; rotor on top on request
<b>Condensate discharge holes</b>	Rotor-side
<b>Operation mode</b>	S1
<b>Motor bearing</b>	Ball bearing
<b>Touch current acc. IEC 60990 (measuring network Fig. 4, TN system)</b>	< 0.75 mA
<b>Motor protection</b>	Thermal overload protector (TOP) brought out
<b>Cable exit</b>	Variable
<b>Protection class</b>	I (if protective earth is connected by customer)
<b>Product conforming to standard</b>	EN 60335-1; CE
<b>Approval</b>	CSA C22.2 Nr.100; UL 1004-1



# AC axial fan

sickled blades (S series)  
with full round nozzle

## Product drawing



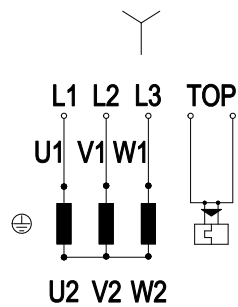
- |   |   |
|---|---|
| 1 | Connection line PFA, 6x brass lead tips crimped |
| 2 | Direction of air flow "V"                       |



# AC axial fan

sickled blades (S series)  
with full round nozzle

## Connection screen



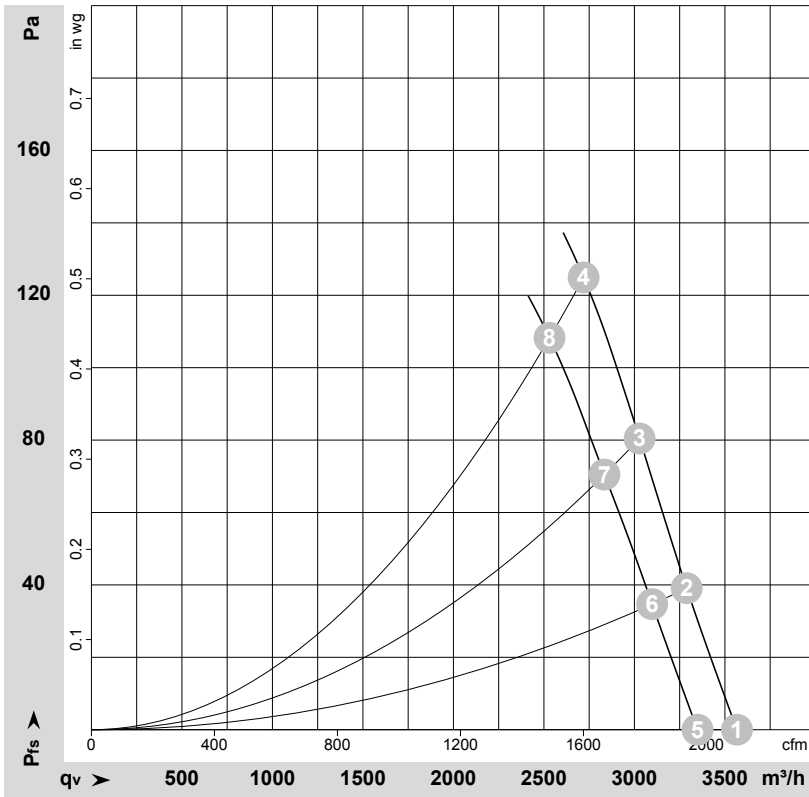
Y	Star connection	L1	black	L2	blue
L3	brown	TOP	2 x grey		



# AC axial fan

sickled blades (S series)  
with full round nozzle

## Charts: Air flow 60 Hz



$\rho = 1,15 \text{ kg/m}^3 \pm 2\%$

Measurement: LU-62734  
Measurement: LU-62733

Air performance measured as per ISO 5801 Installation category A. For detailed information on the measuring set-up, please contact ebm-papst. Suction-side noise levels: L<sub>wA</sub> measured as per ISO 13347 / L<sub>pA</sub> measured with 1m distance to fan axis. The values given are valid under the measuring conditions mentioned above and may vary according to the actual installation situation. With any deviation from the standard set-up, the specific values have to be checked and reviewed with the unit installed.

## Measured values

	U	f	n	P <sub>e</sub>	I	qv	p <sub>fs</sub>
	V	Hz	min <sup>-1</sup>	W	A	m <sup>3</sup> /h	Pa
1	460	60	2900	328	0.44	3565	0
2	460	60	2855	348	0.46	3290	40
3	460	60	2810	364	0.48	3030	80
4	460	60	2755	382	0.51	2720	125
5	400	60	2750	300	0.48	3350	0
6	400	60	2695	315	0.48	3100	35
7	400	60	2640	328	0.50	2835	70
8	400	60	2580	341	0.51	2530	108

U = Supply voltage · f = Frequency · n = Speed · P<sub>e</sub> = Power input · I = Current draw · qv = Air flow · p<sub>fs</sub> = Pressure increase

