

AC axial fan

straight blades (A series)

with full round nozzle

ebm-papst Mulfingen GmbH & Co. KG

Bachmühle 2 · D-74673 Mulfingen

Phone +49 7938 81-0

Fax +49 7938 81-110

sales@fansco.com

www.fansco.com

Limited partnership · Headquarters Mulfingen

County court Stuttgart · HRA 590344

General partner Elektrobau Mulfingen GmbH · Headquarters Mulfingen

County court Stuttgart · HRB 590142

Nominal data

Type	W2D250-CA06-52		
Motor	M2D068-DF		
Phase		3~	3~
Nominal voltage	VAC	266	460
Connection		Δ	Y
Frequency	Hz	60	60
Type of data definition		fa	fa
Valid for approval / standard		CE	CE
Speed	min ⁻¹	2900	2900
Power input	W	150	150
Current draw	A	0.38	0.22
Max. back pressure	Pa	125	125
Min. ambient temperature	°C	-25	-25
Max. ambient temperature	°C	65	65

ml = Max. load · me = Max. efficiency · fa = Running at free air · cs = Customer specs · cu = Customer unit
Subject to alterations



AC axial fan

straight blades (A series)

with full round nozzle

Technical features

Mass	3.4 kg
Size	250 mm
Surface of rotor	Coated in black
Material of blades	Sheet steel, coated in black
Material of wall ring	Sheet steel, galvanised and coated in black plastic (RAL 9005)
Material of guard grille	Steel, coated in black plastic (RAL9005)
Number of blades	5
Direction of air flow	"A"
Direction of rotation	Clockwise, seen on rotor
Type of protection	IP 44; Depending on installation and position
Insulation class	"B"
Humidity class	F1-2
Max. permissible ambient motor temp. (transp./ storage)	+ 80 °C
Min. permissible ambient motor temp. (transp./storage)	- 40 °C
Mounting position	Shaft horizontal or rotor on bottom; rotor on top on request
Condensate discharge holes	None
Operation mode	S1
Motor bearing	Ball bearing
Touch current acc. IEC 60990 (measuring network Fig. 4, TN system)	< 0.75 mA
Motor protection	Thermal overload protector (TOP) brought out
Cable exit	Lateral
Protection class	I (if protective earth is connected by customer)
Product conforming to standard	EN 60335-1; CE
Approval	CSA C22.2 Nr.100; UL 1004-1

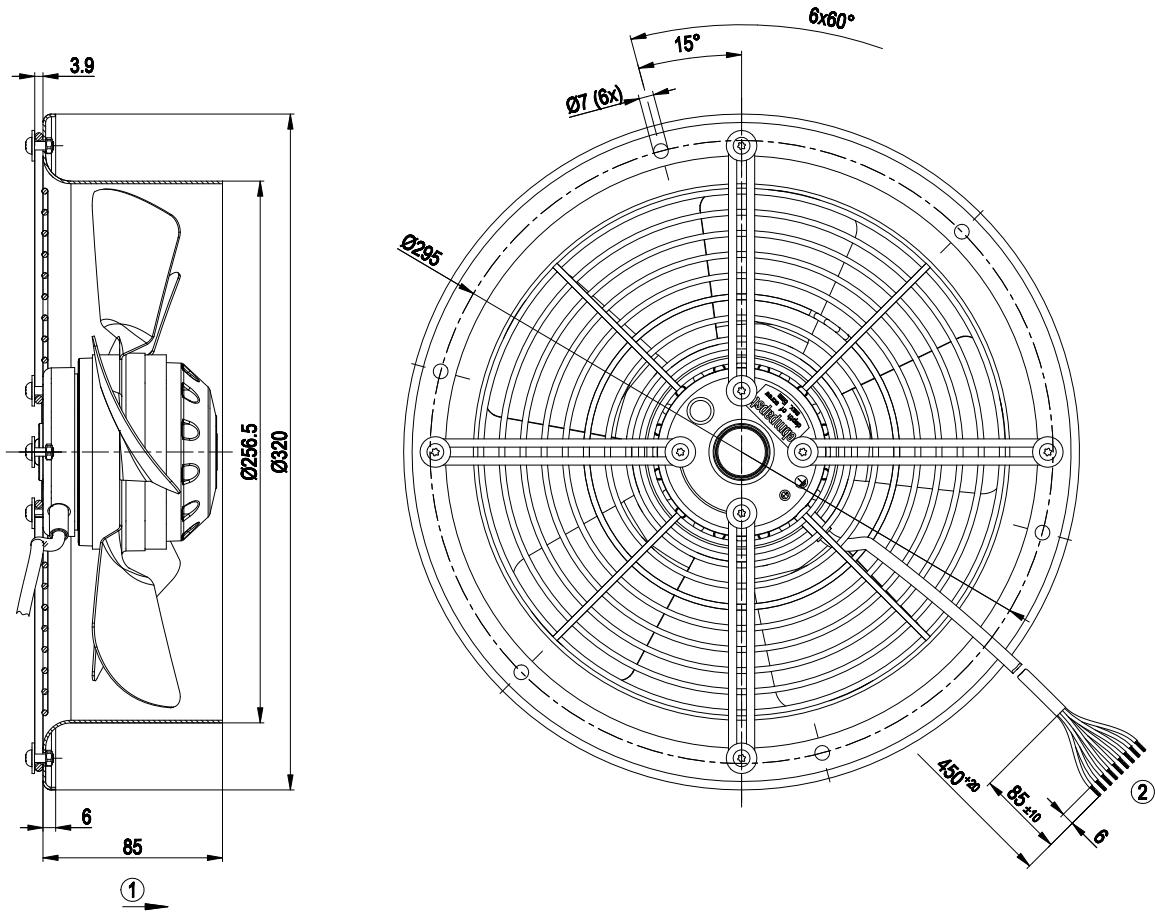


AC axial fan

straight blades (A series)

with full round nozzle

Product drawing



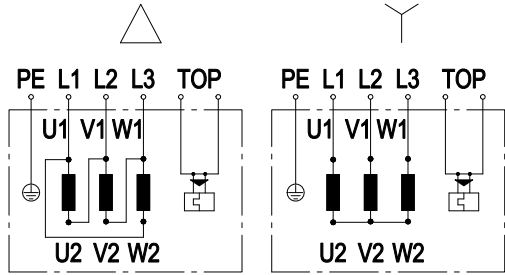
- | | |
|---|---|
| 1 | Direction of air flow "A" |
| 2 | Connection line PVC AWG20, 9x lead tips crimped |



AC axial fan

straight blades (A series)
with full round nozzle

Connection screen



Change direction of rotation by reversing two phases

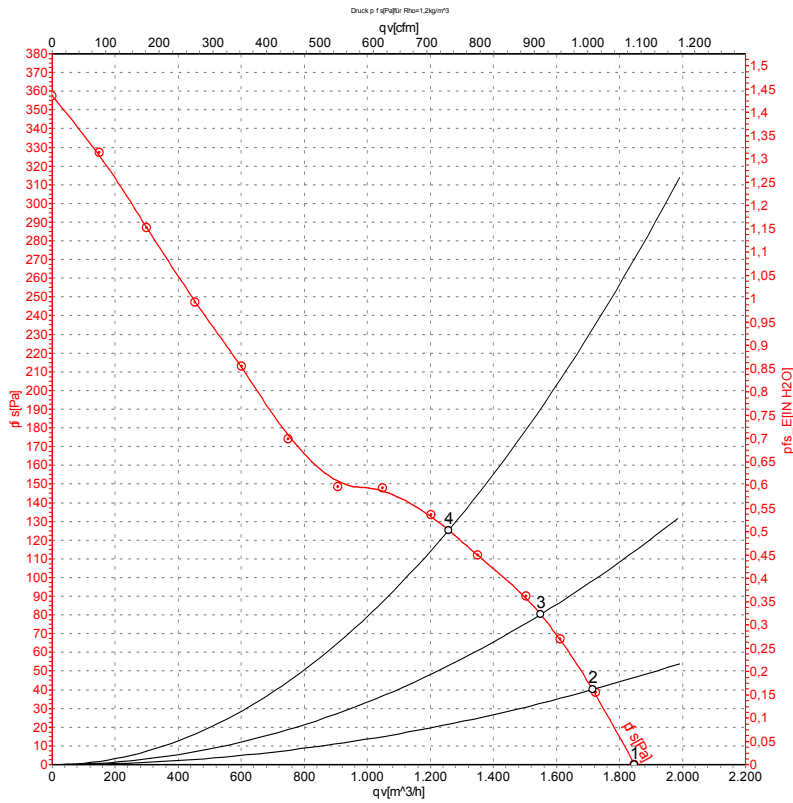
	Three-phase motor	Y	Star connection	Δ	Delta connection
L1	= U1 = black 2	L2	= V1 = black 1	L3	= W1 = black 3
V2	= black 4	U2	= black 5	W2	= black 6
TOP	2x yellow	PE	green / yellow		



AC axial fan

straight blades (A series)
with full round nozzle

Charts: Air flow 60 Hz



Air performance measured as per ISO 5801 Installation category A. For detailed information on the measuring set-up, please contact ebm-papst. Suction-side noise levels: L_{wA} measured as per ISO 13347 / L_{pA} measured with 1m distance to fan axis. The values given are valid under the measuring conditions mentioned above and may vary according to the actual installation situation. With any deviation from the standard set-up, the specific values have to be checked and reviewed with the unit installed.

Measured values

	Conn.	U	f	n	P _e	I	qv	p _{fs}
		V	Hz	min ⁻¹	W	A	m ³ /h	Pa
1	Y	460	60	2900	150	0.22	1850	0
2	Y	460	60	2835	160	0.23	1715	40
3	Y	460	60	2800	166	0.23	1550	80
4	Y	460	60	2765	172	0.24	1260	125

Conn. = Connection · U = Supply voltage · f = Frequency · n = Speed · P_e = Power input · I = Current draw · qv = Air flow · p_{fs} = Pressure increase

