

W1G300-BB23-01

EC axial fan - ESM

sickled blades (S series)

ESM wall ring with guard grille



ebm-papst Mulfingen GmbH & Co. KG

Bachmühle 2 · D-74673 Mulfingen

Phone +49 7938 81-0

Fax +49 7938 81-110

sales@fansco.com

www.fansco.com

Limited partnership · Headquarters Mulfingen
County court Stuttgart · HRA 590344

General partner: Elektrobau Mulfingen GmbH · Headquarters Mulfingen
County court Stuttgart · HRB 590142

Nominal data

Type	W1G300-BB23-01		
Motor	M1G055-BI		
Phase		1~	1~
Nominal voltage	VAC	115	115
Frequency	Hz	50/60	50/60
Type of data definition		ml	-
Speed	min ⁻¹	1300	900
Power input	W	35	-
Current draw	A	0.5	
Max. back pressure	Pa	35	
Min. ambient temperature	°C	-30	-30
Max. ambient temperature	°C	50	50

ml = max. load · me = max. efficiency · fa = running at free air · cs = customer specs · cu = customer unit
Subject to alterations



Technical features

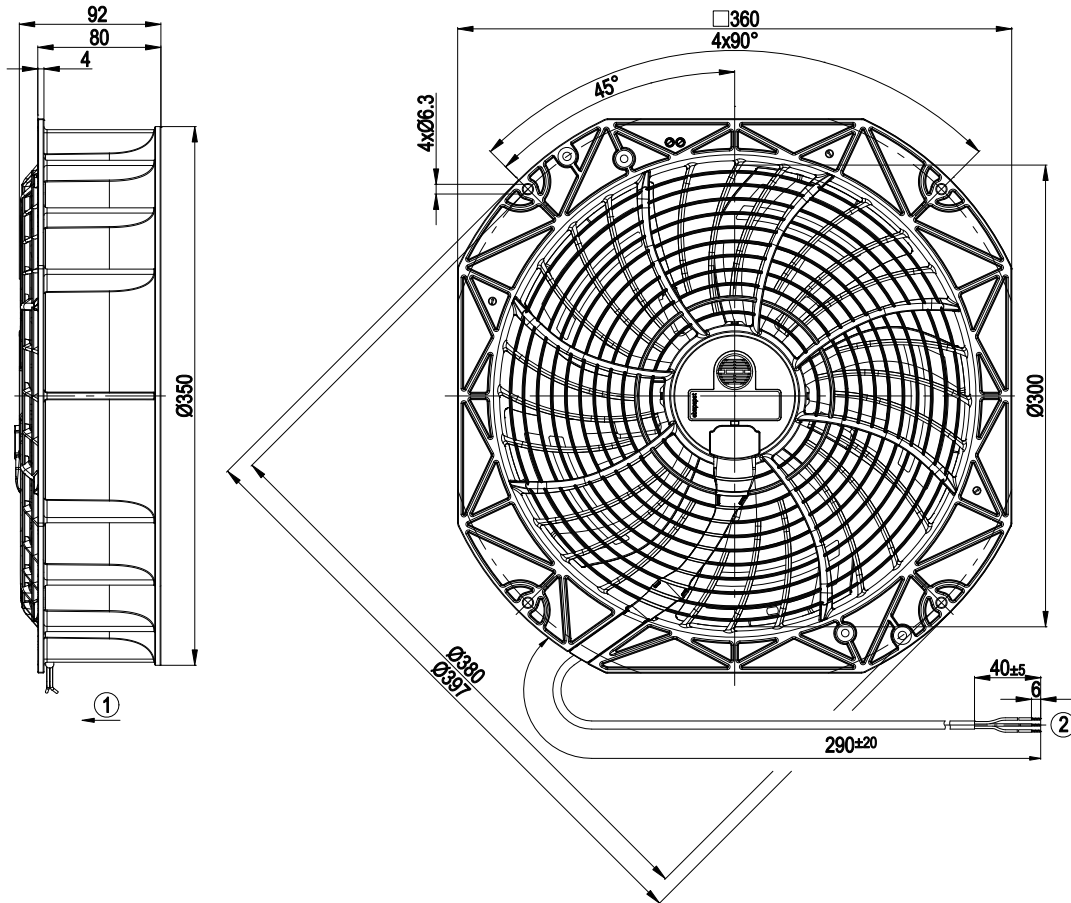
Mass	1.75 kg
Size	300 mm
Material of impeller	PA plastic 6, fibreglass-reinforced
Material of wall ring	Plastic, PPTD 20
Number of blades	5
Direction of air flow	"V"
Direction of rotation	Counter-clockwise, seen on rotor
Type of protection	IP 54
Insulation class	"B"
Humidity class	F3-1
Max. permissible ambient motor temp. (transp./ storage)	+80 °C
Min. permissible ambient motor temp. (transp./storage)	-40 °C
Mounting position	Any
Condensate discharge holes	None
Operation mode	S1
Motor bearing	Ball bearing
Technical features	<ul style="list-style-type: none"> - Over-temperature protected motor - Soft start - Speed selection max/min
EMC interference immunity	Acc. to EN 61000-6-2 (industrial environment)
EMC interference emission	Acc. to EN 61000-6-3 (household environment)
EMC harmonics	Acc. to EN 61000-3-2/3
Motor protection	Thermal overload protector (TOP) wired internally
Cable exit	Lateral
Protection class	II
Product conforming to standard	EN 60335-1

EC axial fan - ESM

sickled blades (S series)

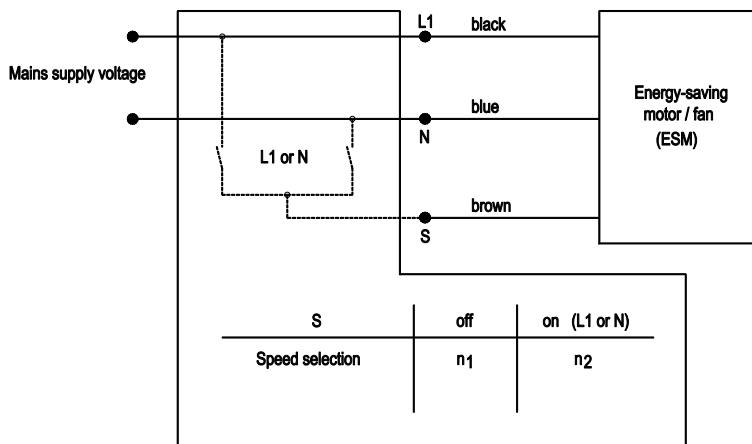
ESM wall ring with guard grille

Product drawing

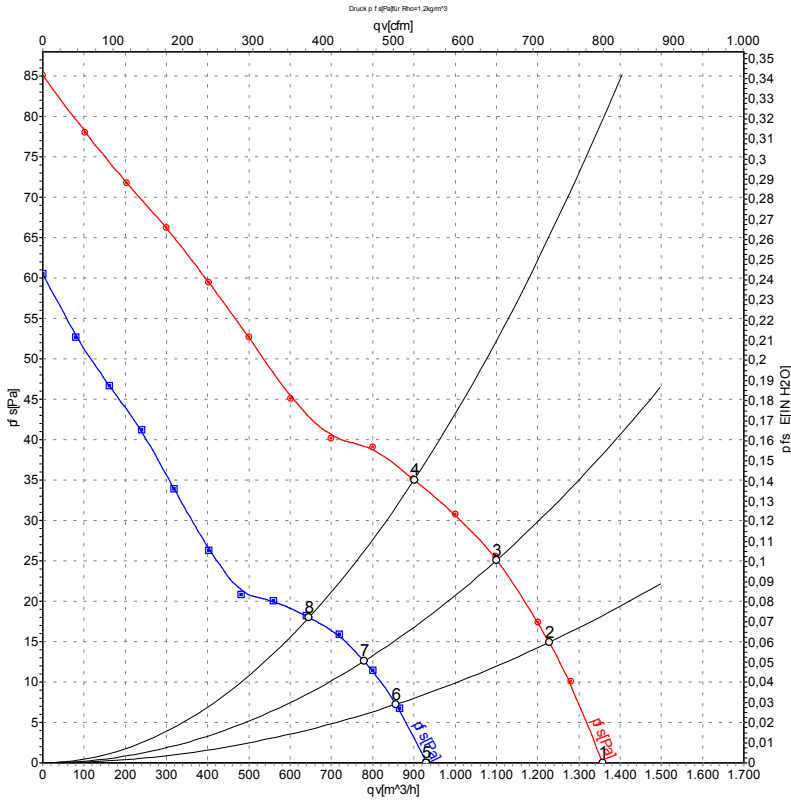


- 1 Direction of air flow "V"
- 2 Connection line AWG20; 3 x brass lead tips crimped

Connection screen



Charts: Air flow 50 Hz



Measurement: LU-110932
Measurement: LU-110939

Air performance measured as per ISO 5801 Installation category A. For detailed information on the measuring set-up, please contact ebm-papst. Suction-side noise levels: L_{WA} measured as per ISO 13347 / L_{pA} measured with 1m distance to fan axis. The values given are valid under the measuring conditions mentioned above and may vary according to the actual installation situation. With any deviation from the standard set-up, the specific values have to be checked and reviewed with the unit installed.

Measured values

	U	f	n	P _{ed}	I	q _v	P _{fs}
	V	Hz	min ⁻¹	W	A	m ³ /h	Pa
1	115	50	1300	28	0.41	1355	0
2	115	50	1300	31	0.46	1230	15
3	115	50	1300	32	0.47	1100	25
4	115	50	1300	35	0.50	900	35
5	115	50	900	12	0.24	930	0
6	115	50	900	14	0.25	855	7
7	115	50	900	15	0.26	780	13
8	115	50	900	16	0.27	645	18

