

W1G200-CH01-52

EC axial fan

sickled blades (S series)

with full round nozzle



ebm-papst Mulfingen GmbH & Co. KG

Bachmühle 2

74673 Mulfingen

Phone: +49 7938 81-0

Fax: +49 7938 81-110

www.fansco.com

sales@fansco.com

Nominal data

Type	W1G200-CH01-52	
Motor	M1G074-BF	
Nominal voltage	[VDC]	48
Nominal voltage range	[VDC]	36 .. 57
Frequency	[Hz]	-
Type of data definition		rfa
Speed	[min ⁻¹]	2950
Power input	[W]	55
Current draw	[A]	1.3
Max. back pressure	[Pa]	120
Min. ambient temperature	[°C]	- 25
Max. ambient temperature	[°C]	+60

ml = max. load · me = max. efficiency · rfa = running at free air · cs = customer specs · cu = customer unit
Subject to alterations

EC axial fan

sickled blades (S series)
with full round nozzle

Technical features

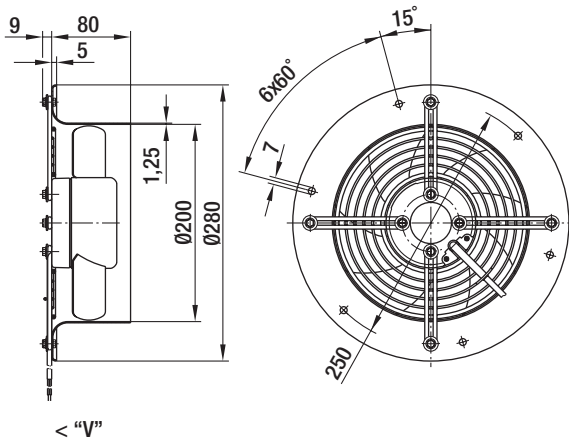
Size	200 mm
Operation mode	S1
Direction of rotation	Counter-clockwise, seen on rotor
Mounting position	Any
EMC interference emission	Acc. to EN 55022 (Class B)
EMC interference immunity	Acc. to EN 61000-6-2 (industrial environment)
Direction of air flow	"V"
Insulation class	"B"
Cable exit	Lateral
Condensate discharge holes	None
Bearing motor	Ball bearing
Mass	2.35 kg
Material of electronics housing	Die-cast aluminium, coated in black
Material of blades	Sheet steel, coated in black
Material of guard grille	Steel, phosphated and coated in black plastic
Material of wall ring	Sheet steel, pre-galvanised and coated in black plastic
Motor protection	Reverse polarity and locked-rotor protection
Product conforming to standard	EN 60950-1
Surface of rotor	Coated in black
Number of blades	9
Type of protection	IP 42
Technical features	<ul style="list-style-type: none"> - Control input 0-10 VDC / PWM - Tach output - Motor current limit - Soft start
Max. permissible ambient motor temp. (transp./ storage)	+80 °C
Min. permissible ambient motor temp. (transp./storage)	-40 °C
Approval	CSA C22.2 Nr.77; UL 1004-1

EC axial fan

sickled blades (S series)

with full round nozzle

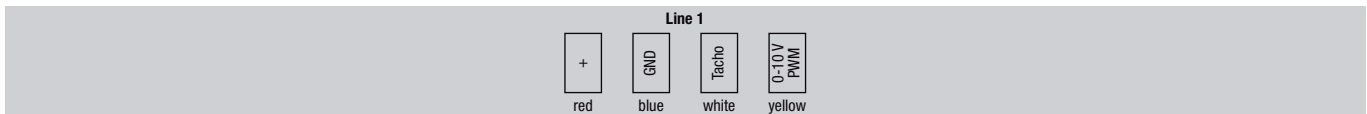
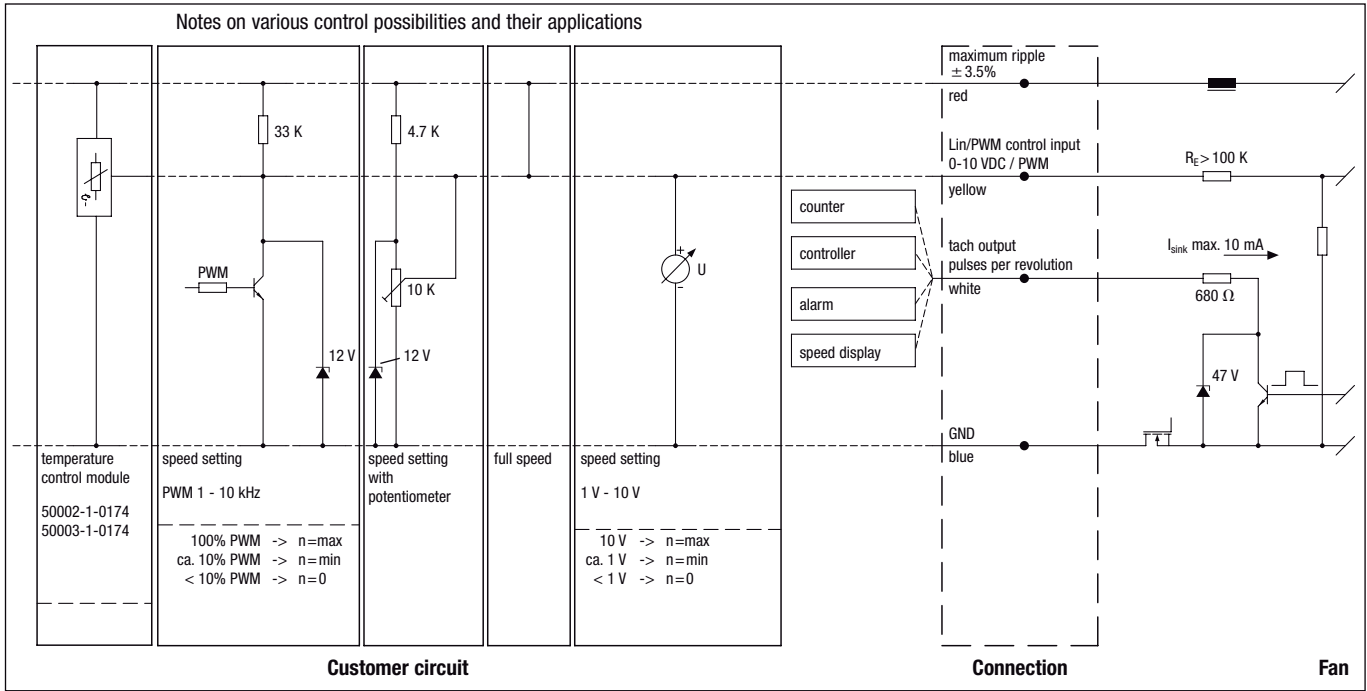
Product drawing



EC axial fan

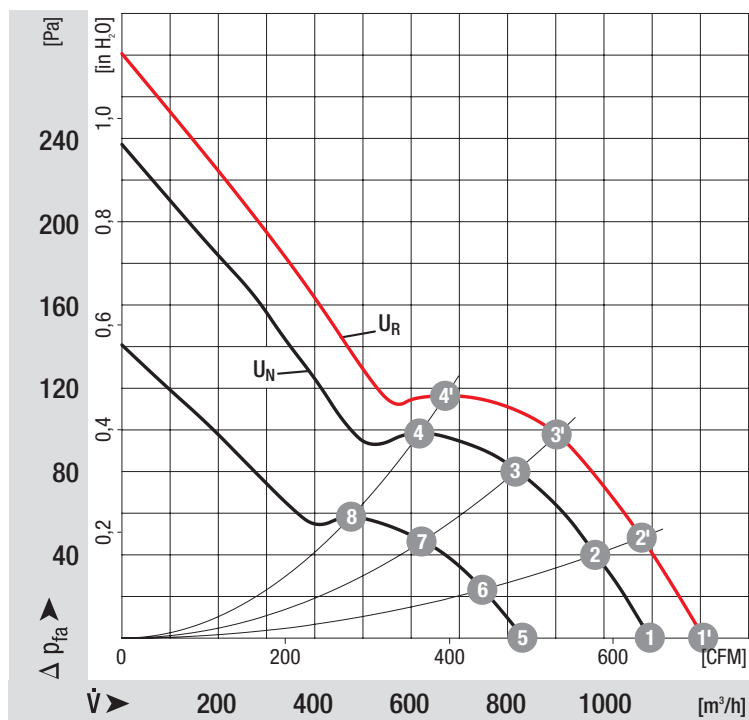
sickled blades (S series)
with full round nozzle

Connection screen



Line	Signal	Colour	Assignment / function	Line	Signal	Colour	Assignment / function
1	+	red	maximum ripple $\pm 3.5\%$	1	Tacho	white	Tach output: pulses per revolution
	GND	blue	GND		0-10 V / PWM	yellow	Control input

Charts: Air flow



Measured values

	n	P ₁	η_{TL}
	[min ⁻¹]	[W]	[%]
1'	2300	73	
2'	2970	77	67
3'	3100	80	64
4'	2970	80	54
1	2950	55	
2	2890	58	67
3	2800	61	64
4	2780	63	54
5	2270	27	
6	2230	28	67
7	2170	29	64
8	2130	30	54