

W1G172-EC95-01

EC axial fan - ESM

sickled blades (S series)

ESM wall ring

ebm-papst Mulfingen GmbH & Co. KG

Bachmühle 2

74673 Mulfingen

Phone: +49 7938 81-0

Fax: +49 7938 81-110

www.fansco.com

sales@fansco.com

Nominal data

Type	W1G172-EC95-01	
Motor	M1G055-BD	
Phase		1~
Nominal voltage	[VAC]	115
Frequency	[Hz]	50/60
Type of data definition		me
Speed	[min ⁻¹]	2500/1700
Power input	[W]	21
Current draw	[A]	0.3
Min. ambient temperature	[°C]	-25
Max. ambient temperature	[°C]	50

ml = max. load · me = max. efficiency · rfa = running at free air · cs = customer specs · cu = customer unit
Subject to alterations

Technical features

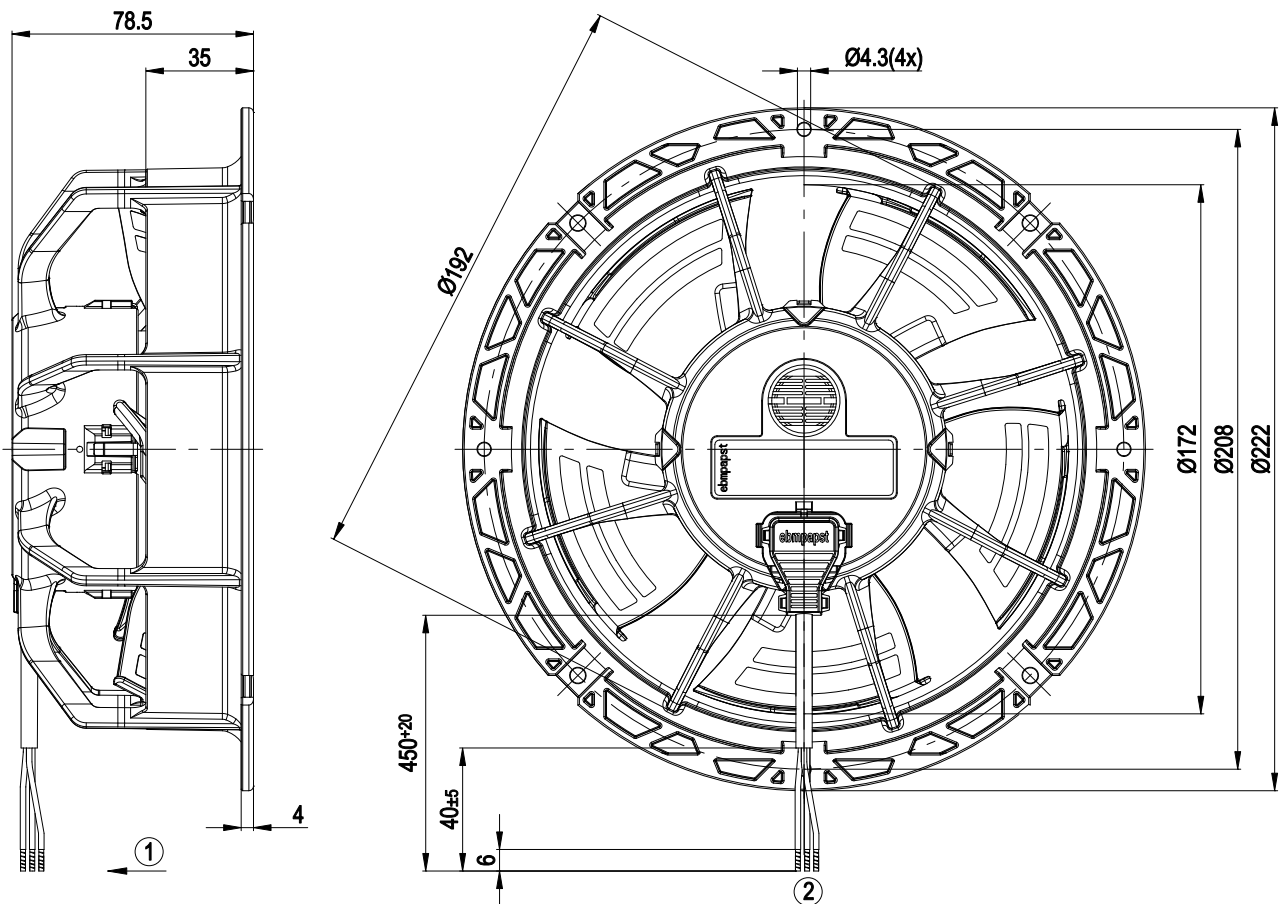
Leakage current	<= 0.25 mA
Size	172 mm
Operation mode	S1
Direction of rotation	Counter-clockwise, seen on rotor
Speed steps	2
Mounting position	Any
EMC harmonics	Acc. to EN 61000-3-2/3
EMC interference emission	Acc. to EN 61000-6-3
EMC interference immunity	Acc. to EN 61000-6-2
Direction of air flow	"V"
Insulation class	"B"
Cable exit	Lateral
Condensate discharge holes	None
Bearing motor	Ball bearing
Mass	0.842 kg
Material of impeller	PA plastic 6, fibreglass-reinforced
Material of wall ring	Plastic, PPTD 20
Motor protection	Thermal overload protector (TOP) wired internally
Product conforming to standard	CE
Number of blades	5
Type of protection	IP 54
Protection class	II
Technical features	- Over-temperature protected motor - Soft start - Speed selection max/min
Max. permissible ambient motor temp. (transp./ storage)	+80 °C
Min. permissible ambient motor temp. (transp./storage)	-40 °C
Approval	CSA C22.2 Nr.77; GOST; UL 2111; VDE

EC axial fan - ESM

sickled blades (S series)

ESM wall ring

Product drawing



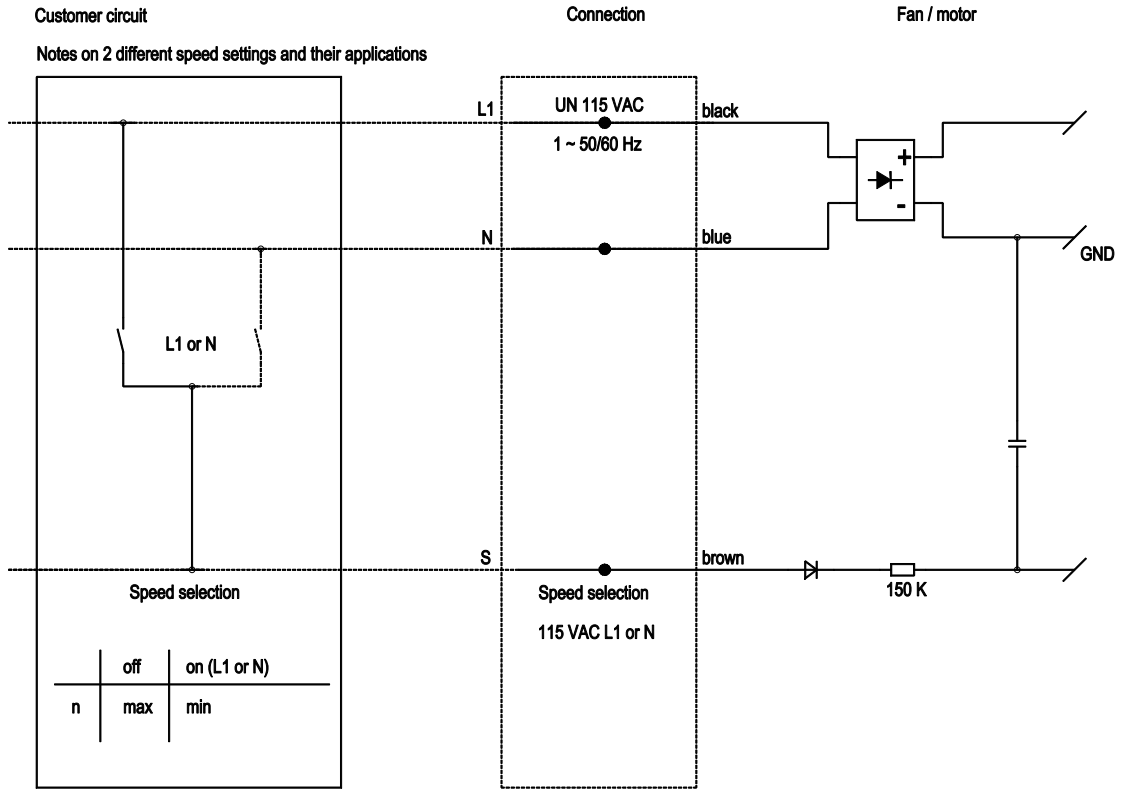
- | | |
|---|--|
| 1 | Direction of air flow "V" |
| 2 | Connection line AWG20; 3 x brass lead tips crimped |

EC axial fan - ESM

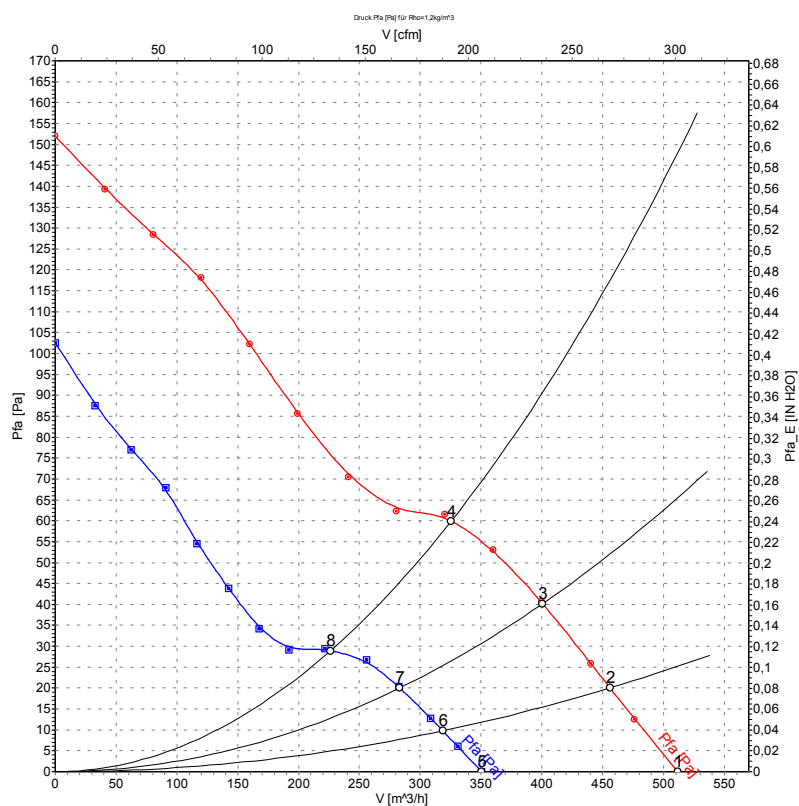
sickled blades (S series)

ESM wall ring

Connection screen



Charts: Air flow 50 Hz



Measurement: LU-119084

Measured values

	Stage	U	f	n	P ₁	I	\hat{V}	P _{fa}
		[V]	[Hz]	[min ⁻¹]	[W]	[A]	[m ³ /h]	[Pa]
1	2	115	50	2500	20	0.28	510	0
2	2	115	50	2500	21	0.30	455	20
3	2	115	50	2500	21	0.30	400	40
4	2	115	50	2500	21	0.30	325	60
5	2	115	50	1700	9	0.14	350	0
6	2	115	50	1700	10	0.16	320	10
7	2	115	50	1700	11	0.16	285	20
8	2	115	50	1700	10	0.16	225	29