

ebm-papst Mulfingen GmbH & Co. KG

Bachmühle 2

D-74673 Mulfingen

Phone: +49(0)7938/81-0

Fax: +49(0)7938/81-110

sales@fansco.com

www.fansco.com

Nominal data

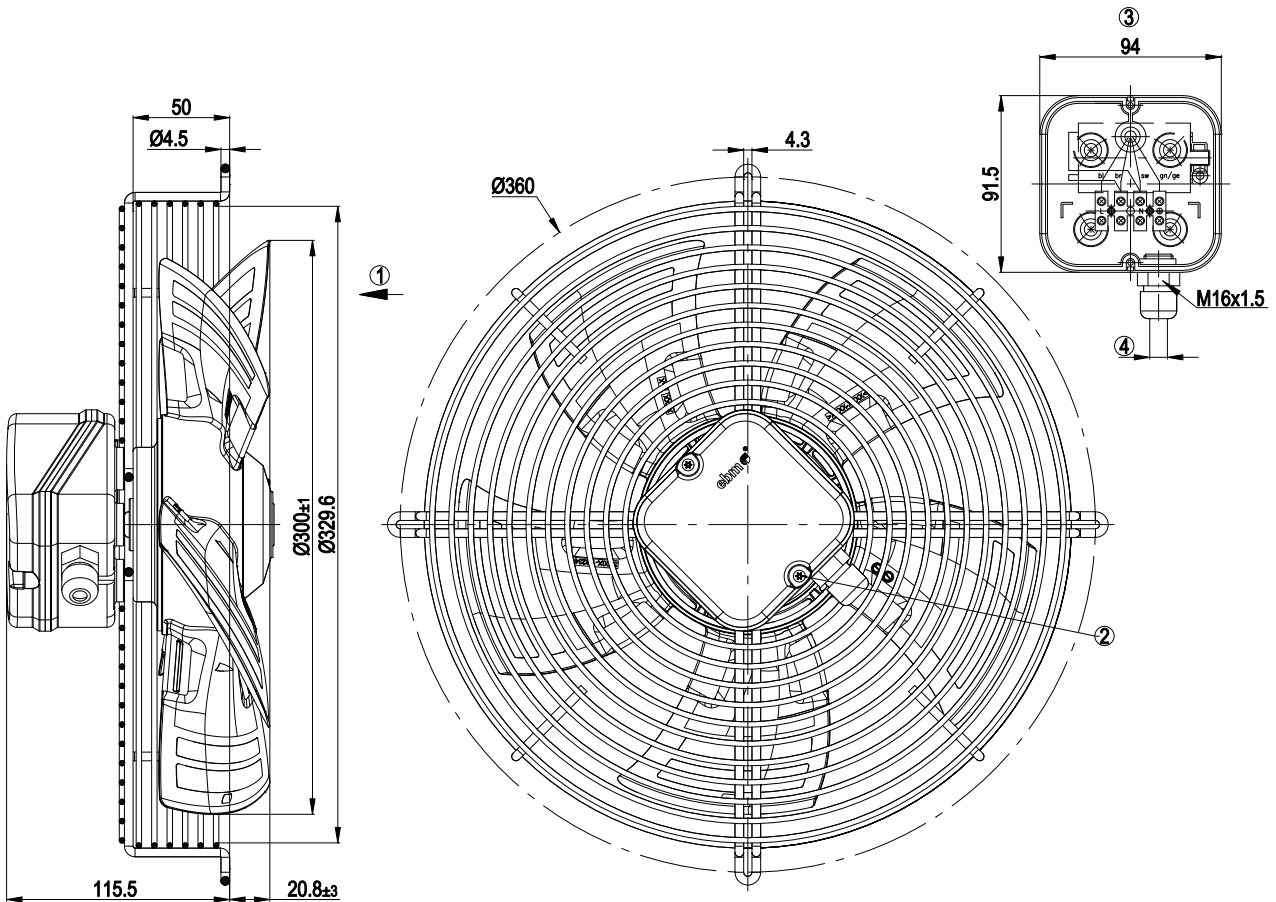
Type	S4E300-AS72-50		
Motor	M4E068-CF		
Phase		1~	1~
Nominal voltage	V	230	230
Frequency	Hz	50	60
Type of data definition		rfa	rfa
Valid for approval / standard		CE	CE
Speed	min ⁻¹	1380	1590
Power input	W	62	80
Current draw	A	0.28	0.36
Motor capacitor	µF	2	2
Capacitor voltage	VDB	400	400
Capacitor standard		P0 (CE)	P0 (CE)
Max. back pressure	Pa	60	70
Max. ambient temperature	°C	60	60

ml = max. load · me = max. efficiency · rfa = running at free air · cs = customer specs · cu = customer unit
 Subject to alterations

Technical features

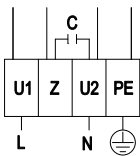
Leakage current	< 0.75 mA
Size	300 mm
Operation mode	S1
Direction of rotation	Counter-clockwise, seen on rotor
Mounting position	Any
Electrical leads	Via terminal box, integrated capacitor connected via terminal box
Humidity class	F1-2
Direction of air flow	"V"
Insulation class	"B"
Cable exit	Variable
Condensate discharge holes	None
Motor bearing	Ball bearing
Mass	2.84 kg
Material of terminal box	ABS plastic, black
Material of impeller	PP plastic, fibreglass-reinforced
Material of guard grille	Steel, phosphated and coated in black plastic
Motor protection	Thermal overload protector (TOP) wired internally
Product conforming to standard	CE; EN 60335-1
Surface of rotor	Coated in black
Number of blades	5
Type of protection	IP 44; Depending on installation and position
Protection class	I
Max. permissible ambient motor temp. (transp./ storage)	+ 80 °C
Min. permissible ambient motor temp. (transp./storage)	- 40 °C
Approval	CCC

Product drawing



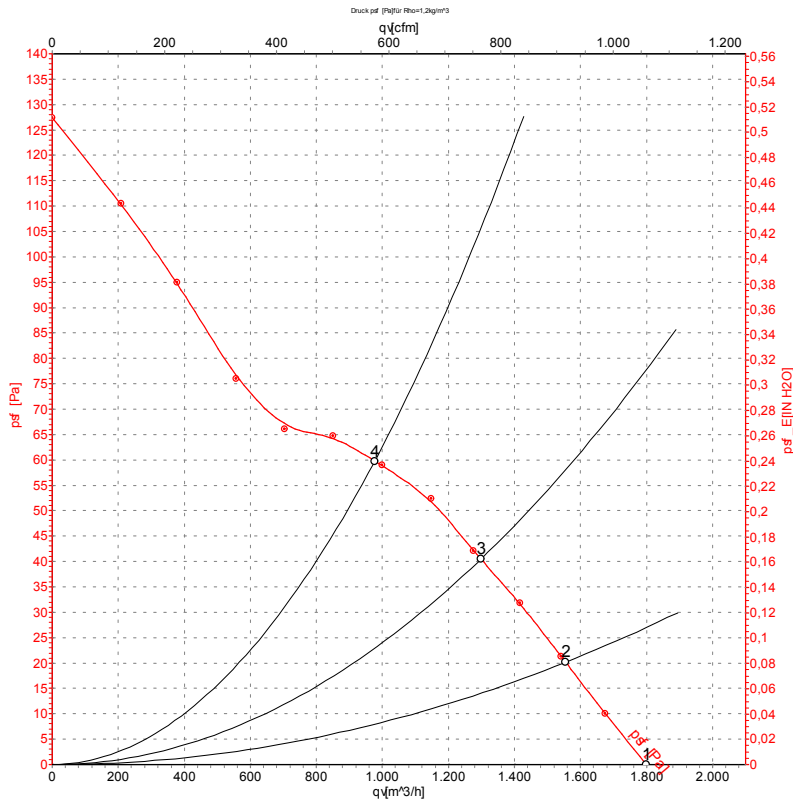
1	Direction of air flow "V"
2	Tightening torque 0.7 Nm
3	Illustration without terminal box cover
4	Cable diameter: max. 7.2 mm; tightening torque 1.3 Nm

Connection screen



L	= U1 = blue	Z	brown	N	= U2 = black
PE	green/yellow				

Charts: Air flow 50 Hz



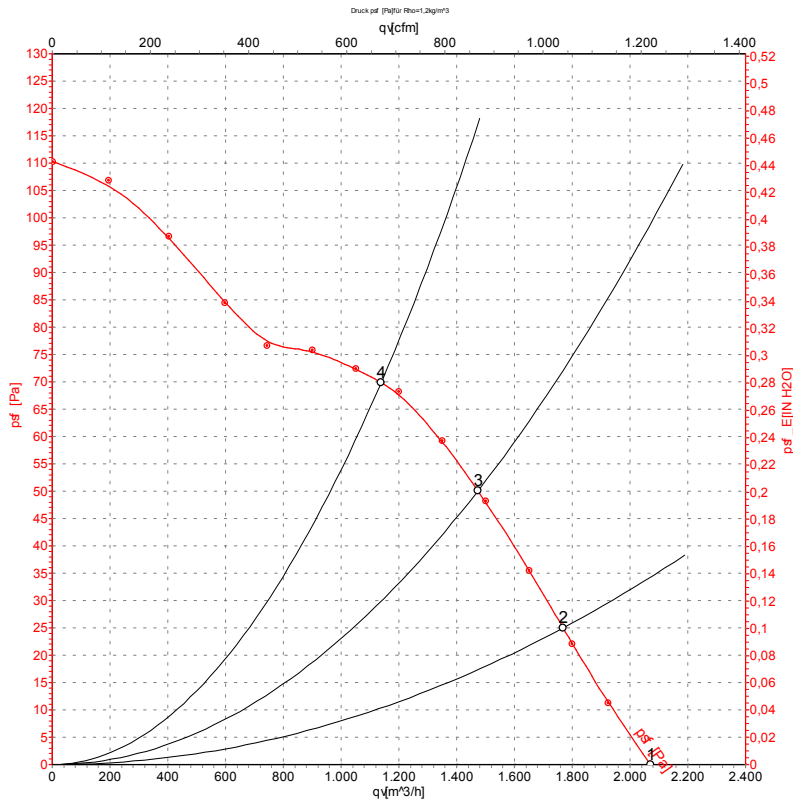
Measurement: LU-112383

Air performance measured as per ISO 5801 Installation Category A. For detailed information on the measuring set-up, please contact ebm-papst. Suction-side noise levels: LwA measured as per ISO 13347 / LpA measured with 1m distance to fan axis. The values given are valid under the measuring conditions mentioned above and may vary according to the actual installation situation. With any deviation from the standard set-up, the specific values have to be checked and reviewed with the unit installed.

Measured values

	U	f	n	P ₁	I	LpA _{in}	LwA _{in}	qv	p _{sf}
	V	Hz	min ⁻¹	W	A	dB(A)	dB(A)	m ³ /h	Pa
1	230	50	1380	62	0.28	53	60	1800	0
2	230	50	1370	63	0.28	52	59	1555	20
3	230	50	1355	66	0.29	51	58	1300	40
4	230	50	1330	70	0.31	53	61	975	60

Charts: Air flow 60 Hz



Measurement: LU-112387

Air performance measured as per ISO 5801 Installation Category A. For detailed information on the measuring set-up, please contact ebm-papst. Suction-side noise levels: LwA measured as per ISO 13347 / LpA measured with 1m distance to fan axis. The values given are valid under the measuring conditions mentioned above and may vary according to the actual installation situation. With any deviation from the standard set-up, the specific values have to be checked and reviewed with the unit installed.

Measured values

	U	f	n	P ₁	I	LpA _{in}	LwA _{in}	qv	psf
	V	Hz	min ⁻¹	W	A	dB(A)	dB(A)	m ³ /h	Pa
1	230	60	1590	80	0.36	56	63	2070	0
2	230	60	1555	84	0.37	55	62	1770	25
3	230	60	1525	87	0.38	54	62	1475	50
4	230	60	1475	91	0.40	55	63	1140	70