

R2E220-AB06-05

AC centrifugal fan

backward curved, single inlet



ebm-papst Mulfingen GmbH & Co. KG

Bachmühle 2

74673 Mulfingen

Phone: +49 7938 81-0

Fax: +49 7938 81-110

www.fansco.com

sales@fansco.com

Nominal data

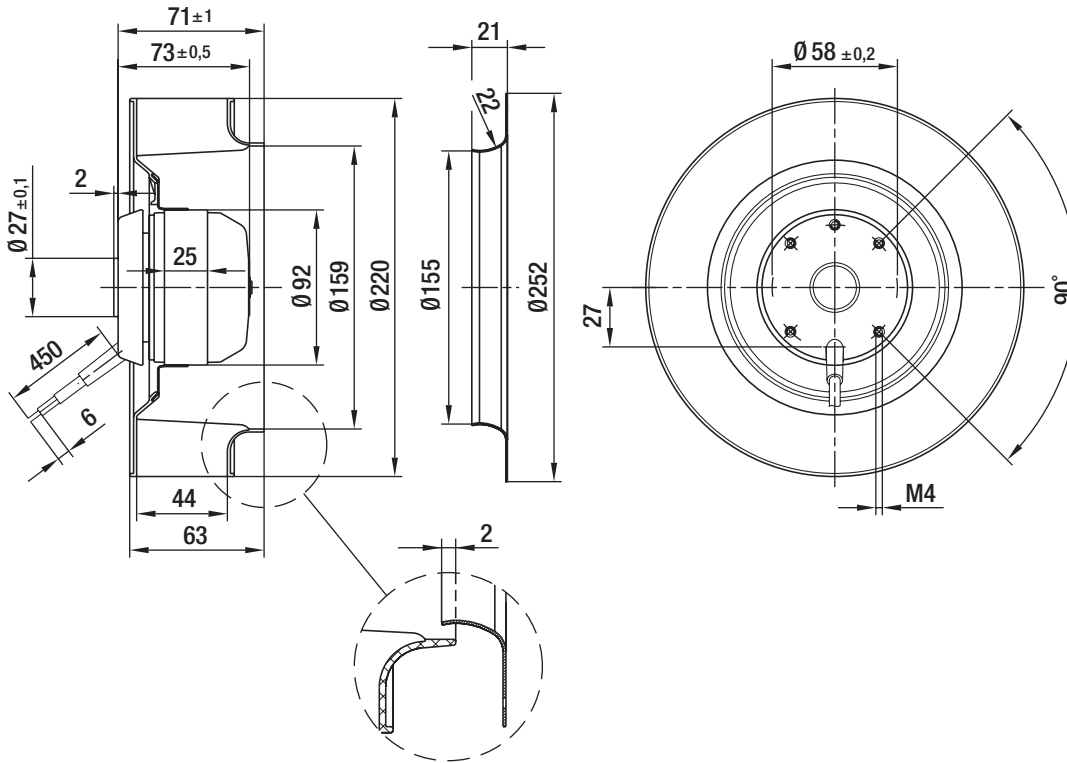
Type	R2E220-AB06-05			
Motor	M2E068-CF			
Nominal voltage	[V]	230	230	230
Frequency	[Hz]	50	60	60
Valid for approval / standard		CE	CE	UL2
Speed	[min ⁻¹]	2700	3050	3050
Power input	[W]	85	115	120
Current draw	[A]	0.38	0.51	0.51
Motor capacitor	[μF]	2.5	2.5	2.5
Capacitor voltage	[VDB]	400	400	400
Max. ambient temperature	[°C]			45
Air flow	[m ³ /h]	885	990	990
Back pressure	[Pa]	0	0	0
Sound pressure level	[dB(A)]	72	75	75

ml = max. load · me = max. efficiency · rfa = running at free air · cs = customer specs · cu = customer unit
Subject to alterations

Technical features

Size	220 mm
Operation mode	Continuous operation (S1)
Direction of rotation	Clockwise, seen on rotor
Insulation class	"B"
Cable exit	Variable
Bearing-motor	Ball bearing
Mass	1.5 kg
Material of electronics housing	Rotor: Coated in black
Material of impeller	PA plastic 6.6, fiberglass-reinforced
Motor protection	Thermal overload protector (TOP) wired internally
Product conforming to standard	CE
Number of blades	11
Type of protection	IP 44
Protection class	I
Approval	CCC; GOST

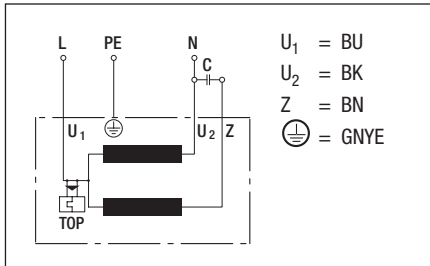
Product drawing



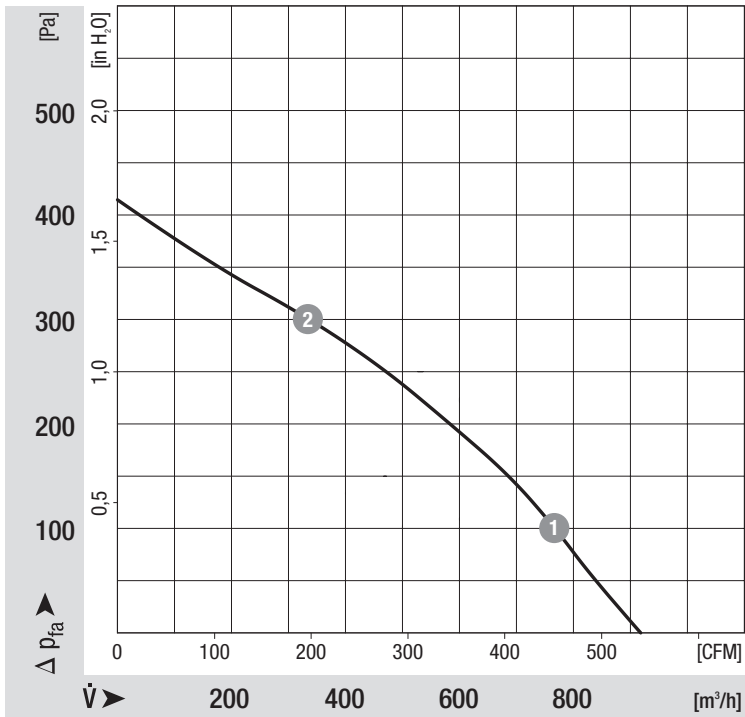
AC centrifugal fan

backward curved, single inlet

Connection screen



Charts: Air flow 50 Hz



	n	P ₁	I
	[min ⁻¹]	[W]	[A]
1	2650	96	0.43
2	2600	102	0.46

Charts: Air flow 60 Hz

