

G4E250-FA15-03

AC centrifugal fan

forward-curved, single-intake
with housing (without flange)



ebm-papst Mulfingen GmbH & Co. KG

Bachmühle 2 · D-74673 Mulfingen

Phone +49 7938 81-0

Fax +49 7938 81-110

sales@fansco.com

www.fansco.com

Limited partnership · Headquarters Mulfingen

Amtsgericht (court of registration) Stuttgart · HRA 590344

General partner Elektrobau Mulfingen GmbH · Headquarters Mulfingen

Amtsgericht (court of registration) Stuttgart · HRB 590142

Nominal data

Type	G4E250-FA15-03		
Motor	M4E094-LA		
Phase		1~	1~
Nominal voltage	VAC	115	115
Frequency	Hz	60	60
Method of obtaining data		ml	ml
Valid for approval/standard		-	UL
Speed (rpm)	min ⁻¹	1470	1470
Power consumption	W	720	755
Current draw	A	6.6	6.9
Capacitor	µF	40	40
Capacitor voltage	VDB	250	250
Capacitor standard			UL
Min. back pressure	Pa	100	100
Min. back pressure	inH ₂ O	0.4	0.4
Min. ambient temperature	°C	-40	-40
Max. ambient temperature	°C	70	70
Starting current	A	10.8	10.8

ml = Max. load · me = Max. efficiency · fa = Free air · cs = Customer specification · ce = Customer equipment
Subject to change



AC centrifugal fan

forward-curved, single-intake
with housing (without flange)

Technical description

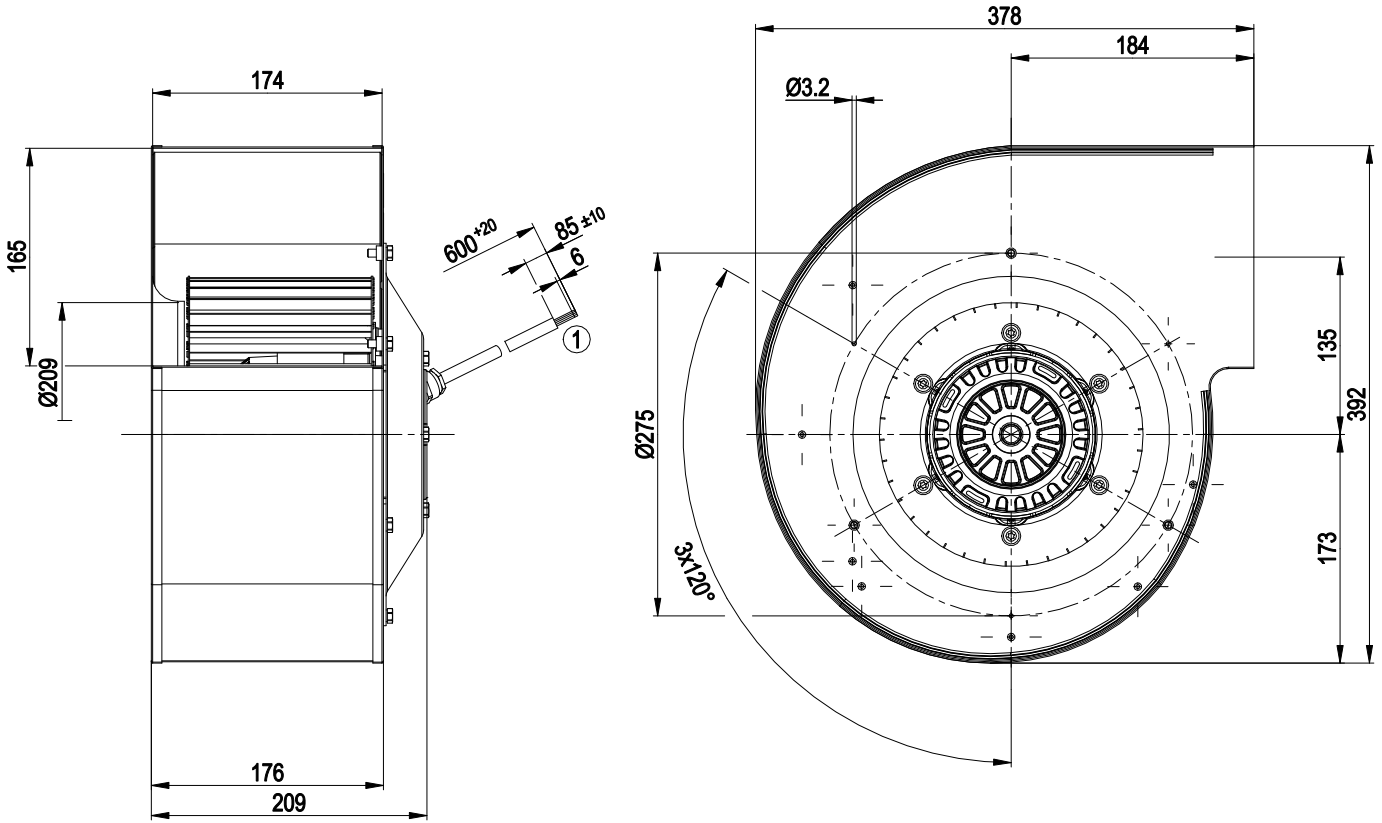
Weight	12.3 kg
Fan size	250 mm
Rotor surface	Painted black
Impeller material	Sheet steel, galvanized
Housing material	Sheet steel, galvanized
Direction of rotation	Clockwise, viewed toward rotor
Degree of protection	IP54
Insulation class	"F"
Moisture (F) / Environmental (H) protection class	F4-1
Max. permitted ambient temp. for motor (transport/storage)	+80 °C
Min. permitted ambient temp. for motor (transport/storage)	-40 °C
Installation position	Shaft horizontal
Condensation drainage holes	None
Mode	S1
Motor bearing	Ball bearing
Touch current according to IEC 60990 (measuring circuit Fig. 4, TN system)	<= 3.5 mA
Motor protection	Thermal overload protector (TOP) with basic insulation
With cable	Variable
Protection class	I (with customer connection of protective earth)
Motor capacitor according to EN 60252-1 in safety protection class	S0
Conformity with standards	EN 60034-1 (2010)
Approval	CSA C22.2 No. 100; UL 1004-1



AC centrifugal fan

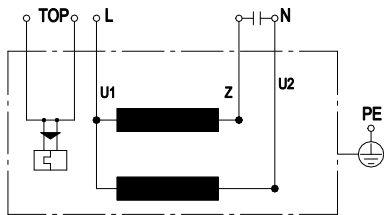
forward-curved, single-intake
with housing (without flange)

Product drawing



1 Cable silicone 6G 0.5 mm², 6x crimped splices

Connection diagram



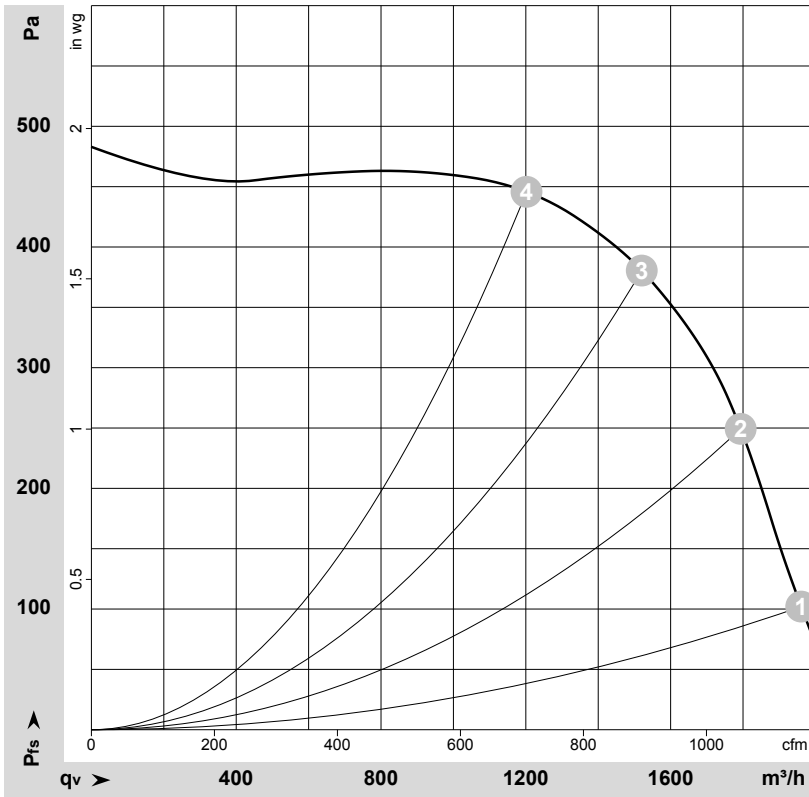
U1	blue	Z	brown	U2	black
PE	green/yellow	TOP	2x gray		



AC centrifugal fan

forward-curved, single-intake
with housing (without flange)

Curves: Air performance 60 Hz



$\rho = 1.15 \text{ kg/m}^3 \pm 2 \%$

Measurement: LU-62341-1

Air performance measured according to ISO 5801 installation category A. For detailed information on the measurement setup, contact ebmpapst. Intake sound level: Sound power level according to ISO 13347 / sound pressure level measured at 1 m distance from fan axis. The values given are valid under the specified measuring conditions and may vary due to conditions of installation. For deviations from the standard configuration, the parameters have to be checked on the installed unit.

Measured values

	U	f	n	P _e	I	q _v	P _{fs}	q _v	P _{fs}
	V	Hz	min ⁻¹	W	A	m ³ /h	Pa	cfm	inH ₂ O
1	115	60	1470	720	6.60	1960	100	1155	0.40
2	115	60	1560	634	5.64	1795	250	1055	1.00
3	115	60	1645	529	4.59	1520	380	895	1.53
4	115	60	1685	447	3.87	1200	450	705	1.81

U = Power supply · f = Frequency · n = Speed (rpm) · P_e = Power consumption · I = Current draw · q_v = Air flow · P_{fs} = Pressure increase

