

D2E097-CB11-32

AC centrifugal fan

forward-curved, dual-intake

with housing (flange)

ebm-papst Mulfingen GmbH & Co. KG

Bachmühle 2 · D-74673 Mulfingen

Phone +49 7938 81-0

Fax +49 7938 81-110

sales@fansco.com

www.fansco.com

Limited partnership · Headquarters Mulfingen

Amtsgericht (court of registration) Stuttgart · HRA 590344

General partner Elektrobau Mulfingen GmbH · Headquarters Mulfingen

Amtsgericht (court of registration) Stuttgart · HRB 590142

Nominal data

Type	D2E097-CB11-32	
Motor	M2E042-CA	
Phase		1~
Nominal voltage	VAC	115
Frequency	Hz	60
Method of obtaining data		fa
Valid for approval/standard		CE
Speed (rpm)	min ⁻¹	1400
Power consumption	W	43
Current draw	A	0.38
Capacitor	µF	5
Capacitor voltage	VDB	220
Capacitor standard		S2 (CE)
Min. ambient temperature	°C	-25
Max. ambient temperature	°C	55

ml = Max. load · me = Max. efficiency · fa = Free air · cs = Customer specification · ce = Customer equipment

Subject to change



AC centrifugal fan

forward-curved, dual-intake
with housing (flange)

Technical description

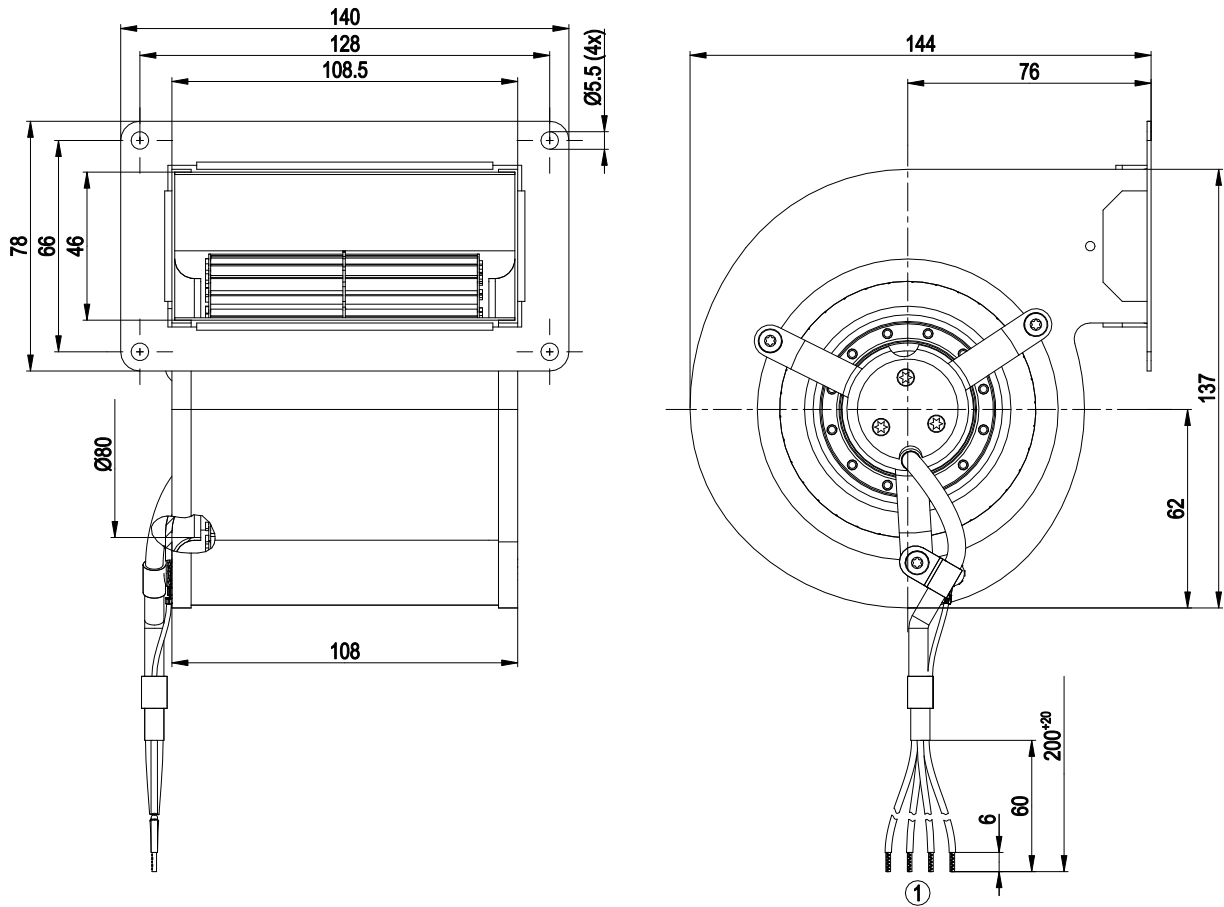
Weight	1.2 kg
Fan size	97 mm
Rotor surface	Unpainted
Impeller material	Sheet steel, galvanized
Housing material	Sheet steel, galvanized
Motor suspension	Motor mounted with brackets on one side
Direction of rotation	Counterclockwise, viewed toward rotor
Degree of protection	IP20
Insulation class	"B"
Max. permitted ambient temp. for motor (transport/storage)	+ 80 °C
Min. permitted ambient temp. for motor (transport/storage)	- 40 °C
Installation position	Any
Condensation drainage holes	None
Mode	S1
Motor bearing	Ball bearing
Touch current according to IEC 60990 (measuring circuit Fig. 4, TN system)	< 0.75 mA
Motor protection	Thermal overload protector (TOP) internally connected
With cable	Axial
Protection class	I (with customer connection of protective earth)
Conformity with standards	EN 60335-1; CE
Approval	UL 507; CCC; CSA C22.2 No. 113



AC centrifugal fan

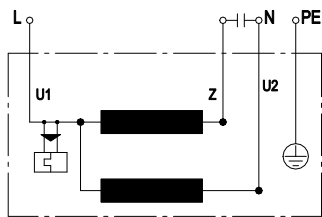
forward-curved, dual-intake
with housing (flange)

Product drawing



1 Cable AWG20, 4x crimped splices

Connection diagram



U1	blue	Z	brown	U2	black
PE	green/yellow				

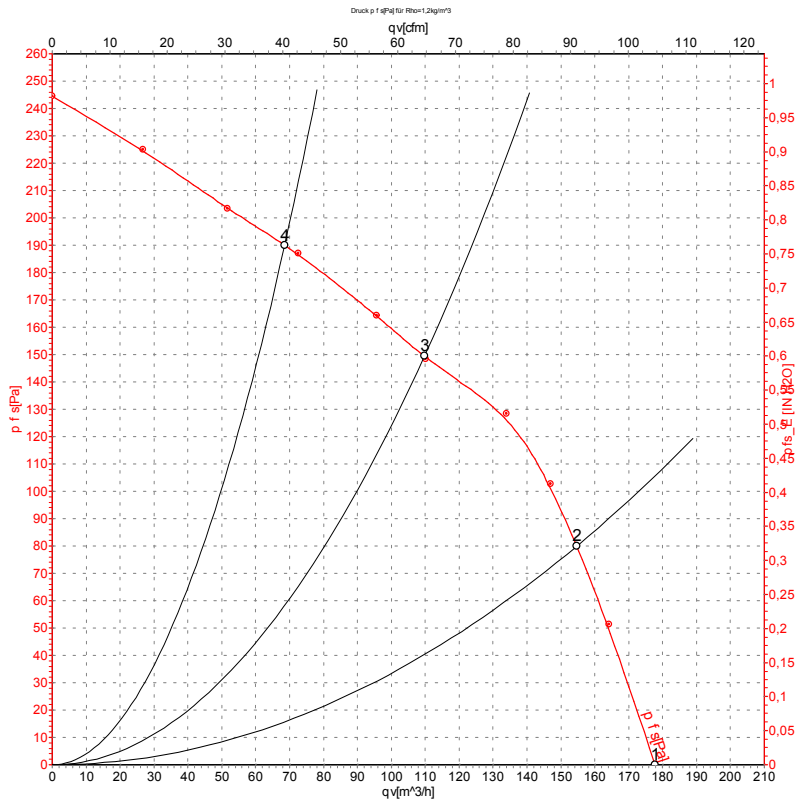


AC centrifugal fan

forward-curved, dual-intake

with housing (flange)

Curves: Air performance 60 Hz



Measurement: LU-48244-1

Air performance measured according to ISO 5801 installation category A. For detailed information on the measurement setup, contact ebm-papst. Intake sound level: Sound power level according to ISO 13347 / sound pressure level measured at 1 m distance from fan axis. The values given are valid under the specified measuring conditions and may vary due to conditions of installation. For deviations from the standard configuration, the parameters have to be checked on the installed unit.

Measured values

	U	f	n	P _e	I	q _v	P _{is}	q _v	P _{is}
	V	Hz	min ⁻¹	W	A	m ³ /h	Pa	cfm	in. wg
1	115	60	1400	43	0.38	180	0	105	0.00
2	115	60	1945	39	0.35	155	80	90	0.32
3	115	60	2540	35	0.31	110	150	65	0.60
4	115	60	2830	32	0.28	70	190	40	0.76

U = Power supply · f = Frequency · n = Speed (rpm) · P_e = Power consumption · I = Current draw · q_v = Air flow · P_{is} = Pressure increase

