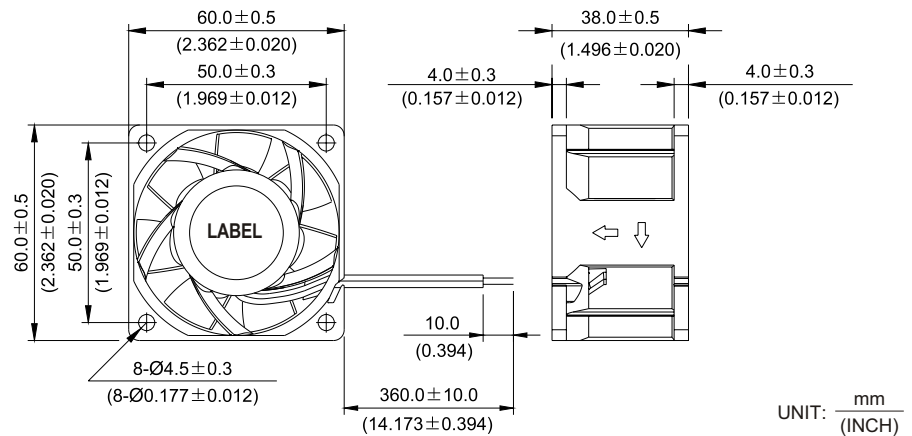


*New*



# PFB 60 x 60 x 38 MM SERIES

## DIMENSIONS DRAWING

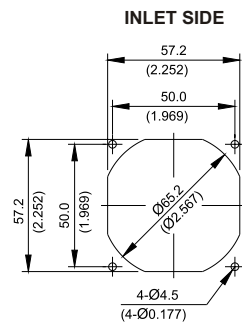
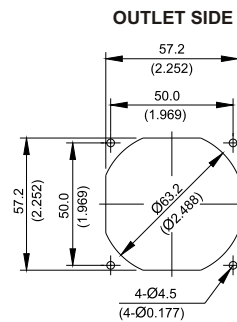
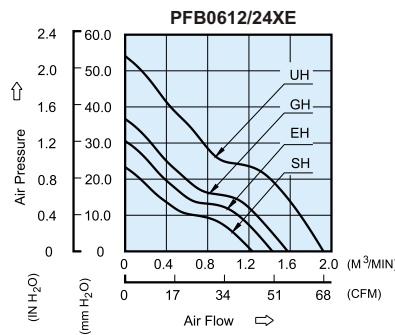


UNIT:  $\frac{\text{mm}}{\text{(INCH)}}$

- \* Bearing Type  
Ball Bearings
- \* Material  
Impeller & Frame: Plastic (UL94V-0)
- \* Lead Wires :  
UL 1007 AWG#24 OR Equivalent  
Red Wire Positive (+)  
Black Wire Negative (-)
- \* Weight : 130g (4.59 oz)

## P & Q CURVE (AT RATED VOLTAGE)

## MOUNTING PANEL CUTOUT



UNIT:  $\frac{\text{mm}}{\text{(INCH)}}$

MODEL		Rated Voltage	Operating Voltage Range	Rated Current	Rated Input Power	Speed	Maximum Air Flow		Maximum Air Pressure		Noise
PART NO.	FUNCTION	VDC	VDC	Amp	Watt	R.P.M.	m <sup>3</sup> /min	CFM	mmH <sub>2</sub> O	IN H <sub>2</sub> O	dB-A
PFB0612SHE	-R00 / -F00	12	7.0 to 13.2	0.48	5.76	8000	1.234	43.57	23.32	0.918	50.5
PFB0624SHE	-R00 / -F00	24	14.0 to 26.4	0.28	6.72						
PFB0612EHE	-R00 / -F00	12	7.0 to 13.2	0.63	7.56	9000	1.428	50.43	30.56	1.203	54.0
PFB0624EHE	-R00 / -F00	24	14.0 to 26.4	0.36	8.64						
PFB0612GHE	-R00 / -F00	12	7.0 to 13.2	0.85	10.20	10000	1.575	55.62	36.68	1.444	57.5
PFB0624GHE	-R00 / -F00	24	14.0 to 26.4	0.48	11.52						
PFB0612UHE	-R00 / -F00	12	7.0 to 13.2	1.40	16.80	12000	1.922	67.85	54.10	2.129	61.5

\* Function type is optional.  
 \* The max. air flow and the speed are measured in free air ; max. air pressure is measured at zero air flow.  
 \* Noise is measured in anechoic chamber in free air, one meter from intake side.  
 \* All readings are typical values at rated voltage.  
 \* Specifications are subject to change without notice.