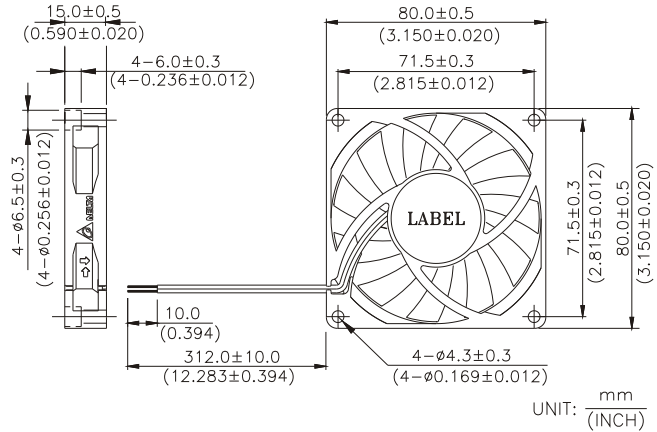


EFB 80 x 80 x 15 MM SERIES

DIMENSIONS DRAWING

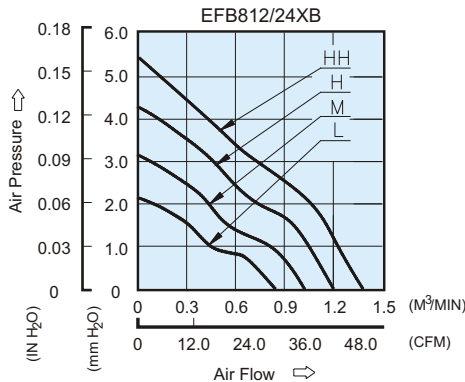


UNIT: $\frac{\text{mm}}{\text{(INCH)}}$

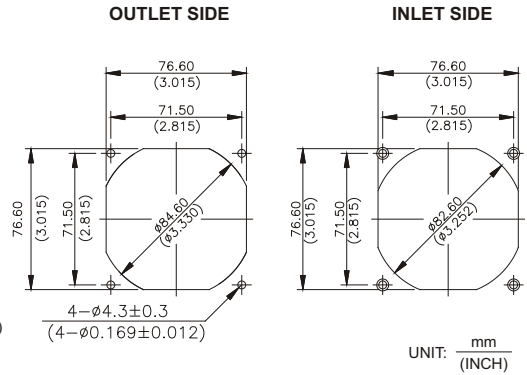


- * Bearing Type
Ball Bearings
- * Material
Impeller & Frame : Plastic(UL 94V-0)
- * Lead Wires :
UL 1007 AWG #24 OR Equivalent
Red Wire Positive(+)
Black Wire Negative(-)
- * Weight : 67g (2.36 OZ)

P & Q CURVE (AT RATED VOLTAGE)



MOUNTING PANEL CUTOUT



UNIT: $\frac{\text{mm}}{\text{(INCH)}}$

MODEL		Rated Voltage	Operating Voltage Range	Rated Current	Rated Input Power	Speed	Maximum Air Flow		Maximum Air Pressure		Noise
PART NO.	FUNCTION	VDC	VDC	Amp	Watt	R.P.M.	M ³ /min	CFM	mmH ₂ O	IN H ₂ O	dB-A
EFB0812LB	-R00 / -F00	12	5.0 to 13.8	0.10	1.20	2300	0.839	29.62	1.71	0.067	30.0
EFB0824LB	-R00 / -F00	24	14.0 to 27.6	0.08	1.92						
EFB0812MB	-R00 / -F00	12	5.0 to 13.8	0.13	1.56	2800	1.020	36.02	2.51	0.099	33.0
EFB0824MB	-R00 / -F00	24	14.0 to 27.6	0.11	2.64						
EFB0812HB	-R00 / -F00	12	5.0 to 13.8	0.21	2.52	3300	1.200	42.37	3.42	0.134	37.0
EFB0824HB	-R00 / -F00	24	14.0 to 27.6	0.14	3.36						
EFB0812HHB	-R00 / -F00	12	5.0 to 13.2	0.33	3.96	3800	1.382	48.80	4.35	0.171	41.0
EFB0824HHB	-R00 / -F00	24	14.0 to 27.6	0.20	4.80						

* Function type is optional.
 * The max. air flow and the speed are measured in free air ; max. air pressure is measured at zero air flow.
 * Noise is measured in anechoic chamber in free air, one meter from intake side.
 * All readings are typical values at rated voltage.
 * Specifications are subject to change without notice.