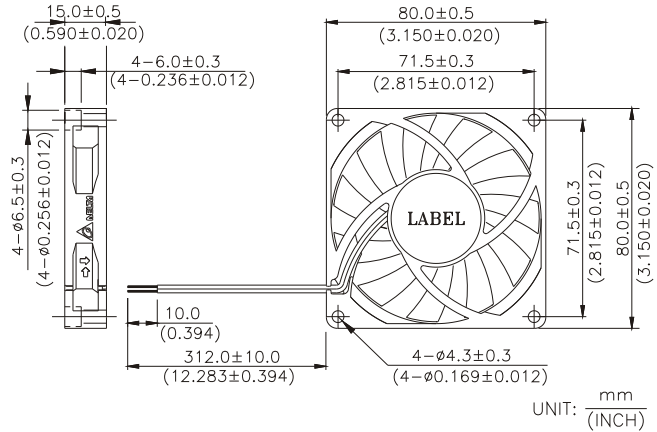


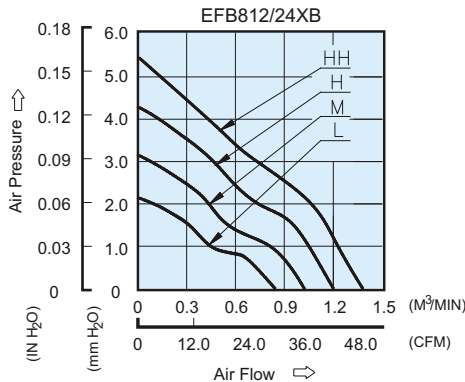
# EFB 80 x 80 x 15 MM SERIES

## DIMENSIONS DRAWING

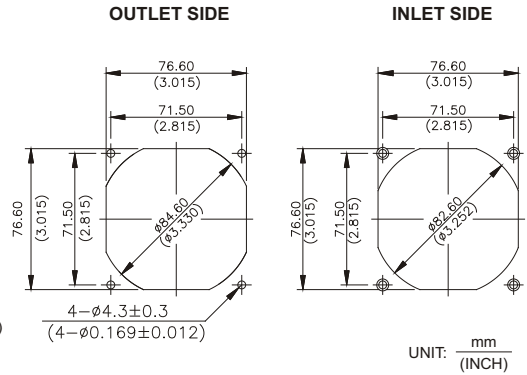


- \* Bearing Type  
Ball Bearings
- \* Material  
Impeller & Frame : Plastic(UL 94V-0)
- \* Lead Wires :  
UL 1007 AWG #24 OR Equivalent  
Red Wire Positive(+)  
Black Wire Negative(-)
- \* Weight : 67g (2.36 OZ)

## P & Q CURVE (AT RATED VOLTAGE)



## MOUNTING PANEL CUTOUT



MODEL		Rated Voltage	Operating Voltage Range	Rated Current	Rated Input Power	Speed	Maximum Air Flow		Maximum Air Pressure		Noise
PART NO.	FUNCTION	VDC	VDC	Amp	Watt	R.P.M.	M <sup>3</sup> /min	CFM	mmH <sub>2</sub> O	IN H <sub>2</sub> O	dB-A
EFB0812LB	-R00 / -F00	12	5.0 to 13.8	0.10	1.20	2300	0.839	29.62	1.71	0.067	30.0
EFB0824LB	-R00 / -F00	24	14.0 to 27.6	0.08	1.92						
EFB0812MB	-R00 / -F00	12	5.0 to 13.8	0.13	1.56	2800	1.020	36.02	2.51	0.099	33.0
EFB0824MB	-R00 / -F00	24	14.0 to 27.6	0.11	2.64						
EFB0812HB	-R00 / -F00	12	5.0 to 13.8	0.21	2.52	3300	1.200	42.37	3.42	0.134	37.0
EFB0824HB	-R00 / -F00	24	14.0 to 27.6	0.14	3.36						
EFB0812HHB	-R00 / -F00	12	5.0 to 13.2	0.33	3.96	3800	1.382	48.80	4.35	0.171	41.0
EFB0824HHB	-R00 / -F00	24	14.0 to 27.6	0.20	4.80						

\* Function type is optional.  
 \* The max. air flow and the speed are measured in free air ; max. air pressure is measured at zero air flow.  
 \* Noise is measured in anechoic chamber in free air, one meter from intake side.  
 \* All readings are typical values at rated voltage.  
 \* Specifications are subject to change without notice.