



SPECIFICATION FOR APPROVAL

Customer. _____

Description. EST FAN (Energy Saving Technology Fan)

Part No. _____ REV. _____

Delta Model No. AFL15AUHS REV. 00

Sample Issue No. _____

Sample Issue Date. NOV.12 2019

PLEASE SEND ONE COPY OF THIS SPECIFICATION BACK
AFTER YOU SIGNED APPROVAL FOR PRODUCTION PRE-
ARRANGMENT.

APPROVED BY:

DATE :

DELTA ELECTRONICS, INC.

TAOYUAN PLANT

252, SHANG YING ROAD, KUEI SAN INDUSTRIAL ZONE TAOYUAN
SHIEN, TAIWAN, R.O.C.

TEL:886-(0)3-3591968

FAX:886-(0)3-3591991

DELTA ELECTRONICS, INC.
252, SHANG YING ROAD, KUEI SAN
TAOYUAN HSIEN 333, TAIWAN, R. O. C.

TEL : 886-(0)3-3591968
FAX : 886-(0)3-3591991

STATEMENT OF DEVIATION

<input checked="" type="checkbox"/> NONE
<input type="checkbox"/> DESCRIPTION :

SPECIFICATION FOR APPROVAL

Customer:

Description: EST FAN (Energy Saving Technology Fan)

Customer P/N:

REV:

Delta Model NO.: AFL15AUHS

Delta Safety Model No: MR15AUPD-15P220

Sample Rev: 00

Issue NO:

Sample Issue Date: NOV.12 2019

Quantity:

1. SCOPE:

THIS SPECIFICATION DEFINES THE ELECTRICAL AND MECHANICAL CHARACTERISTICS OF THE AC TO DC BRUSHLESS AXIAL FLOW FAN.

2. CHARACTERS:

UNLESS SPECIFIED, ALL READINGS AND TESTS ARE BASED ON 25°C, 65% RH.

ITEM	DESCRIPTION
NOMINAL VOLTAGE (VAC)	115 / 230 VAC (50/60Hz)
NOMINAL VOLTAGE RANGE	100 - 240 VAC
INPUT POWER (FREE AIR, 115VAC)	17 / 10 W (MAIN/SECOND SPEED)
MAIN SPEED (FREE AIR)	3200 ± 10% R.P.M.
*SECOND SPEED (FREE AIR)	2600 ± 10% R.P.M.
MAX. AIR FLOW @3200RPM (AT ZERO STATIC PRESSURE)	6.06 M ³ /MIN. (TYP.) 214.1 CFM (TYP.)
MAX. AIR PRESSURE @3200RPM (AT ZERO AIRFLOW)	16.42 mmH ₂ O (TYP.) 0.65 inchH ₂ O (TYP.)
ACOUSTICAL NOISE @3200RPM (1M) (NOTE4)	56.0 (MAX. 61.0) dB(A)
INSULATION TYPE	UL: CLASS B

(continued)

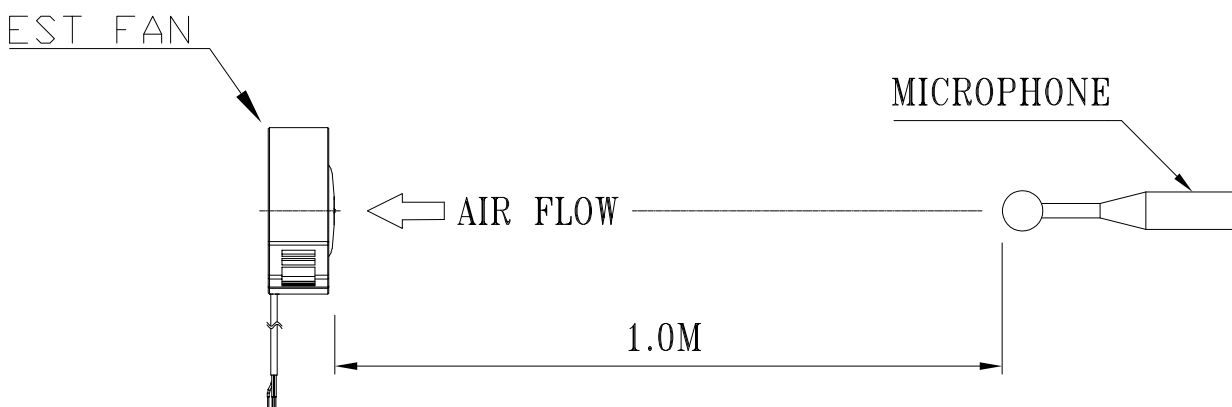
*SPEED FUNCTION SETTING AT PAGE 4.

PART NO:

DELTA MODEL: AFL15AUHS

DIELECTRIC STRENGTH	10 mA MAX. AT 1500 VAC 50/60 Hz ONE MINUTE, (BETWEEN MOTOR HOUSING AND LEAD WIRES)
ROTATION	CLOCKWISE VIEW FROM NAME PLATE SIDE

- NOTES:
1. ALL READINGS ARE MEASURED AFTER STABLY WARMING UP THROUGH 10 MINUTES.
 2. STANDARD AIR PROPERTY IS AIR AT (Td) 25°C TEMPERATURE, (RH) 65% RELATIVE HUMIDITY, AND (Pb) 760 mmHg BAROMETRIC PRESSURE.
 3. THE VALUES WRITTEN IN PARENS , (), ARE LIMITED SPEC.
 4. ACOUSTICAL NOISE MEASURING CONDITION:



NOISE IS MEASURED AT RATED VOLTAGE IN FREE AIR IN SEMI-ANECHOIC CHAMBER WITH B & K SOUND LEVEL METER WITH MICROPHONE AT A DISTANCE OF 1.0M FROM THE FAN INTAKE.

PART NO:

DELTA MODEL: AFL15AUHS

3. MECHANICAL:

- 3-1. DIMENSIONS _____ SEE DIMENSIONS DRAWING
- 3-2. FRAME _____ PLASTIC UL: 94HB OR 94V-0
- 3-3. IMPELLER _____ PLASTIC UL: 94HB OR 94V-0
- 3-4. BEARING SYSTEM _____ 2 BALL BEARING
- 3-5. WEIGHT _____ 0.75 KILOGRAMS (REF.)

4. ENVIRONMENTAL:

- 4-1. OPERATING TEMPERATURE _____ -40 TO +60 DEGREE C
- 4-2. STORAGE TEMPERATURE _____ -40 TO +85 DEGREE C
- 4-3. OPERATING HUMIDITY _____ 5 TO 90 % RH
- 4-4. STORAGE HUMIDITY _____ 5 TO 95 % RH

5. PROTECTION:

- 5-1. LOCKED ROTOR PROTECTION
- 5-2. OVER POWER PROTECTION
- 5-3. MOTOR OVER TEMP. PROTECTION

6. RE OZONE DEPLETING SUBSTANCES:

- 6-1. NO CONTAINING PBBs, PBBOs, CFCs, PBBEs, PBDPEs AND HCFCs.

7. PRODUCTION LOCATION

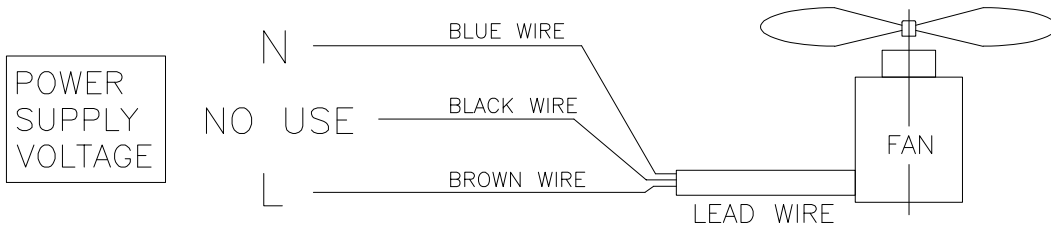
- 7-1. PRODUCTS WILL BE PRODUCED IN CHINA.

PART NO:

DELTA MODEL: AFL15AUHS

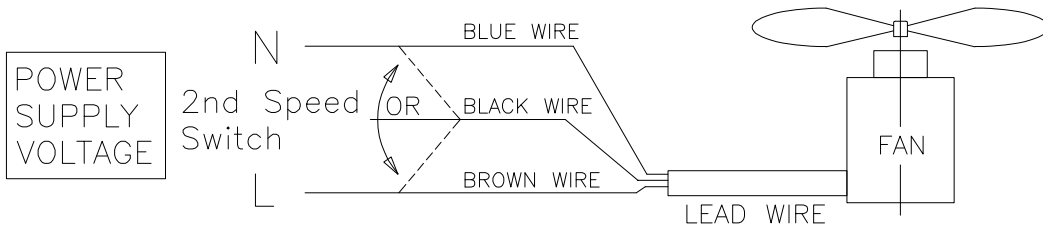
8. SPEED FUNCTION:

* MAIN SPEED SETTING:



* SECOND SPEED SETTING:

BLUE WIRE AND BLACK WIRE SHORT, THEN SECOND SPEED.
BROWN WIRE AND BLACK WIRE SHORT, THEN SECOND SPEED.



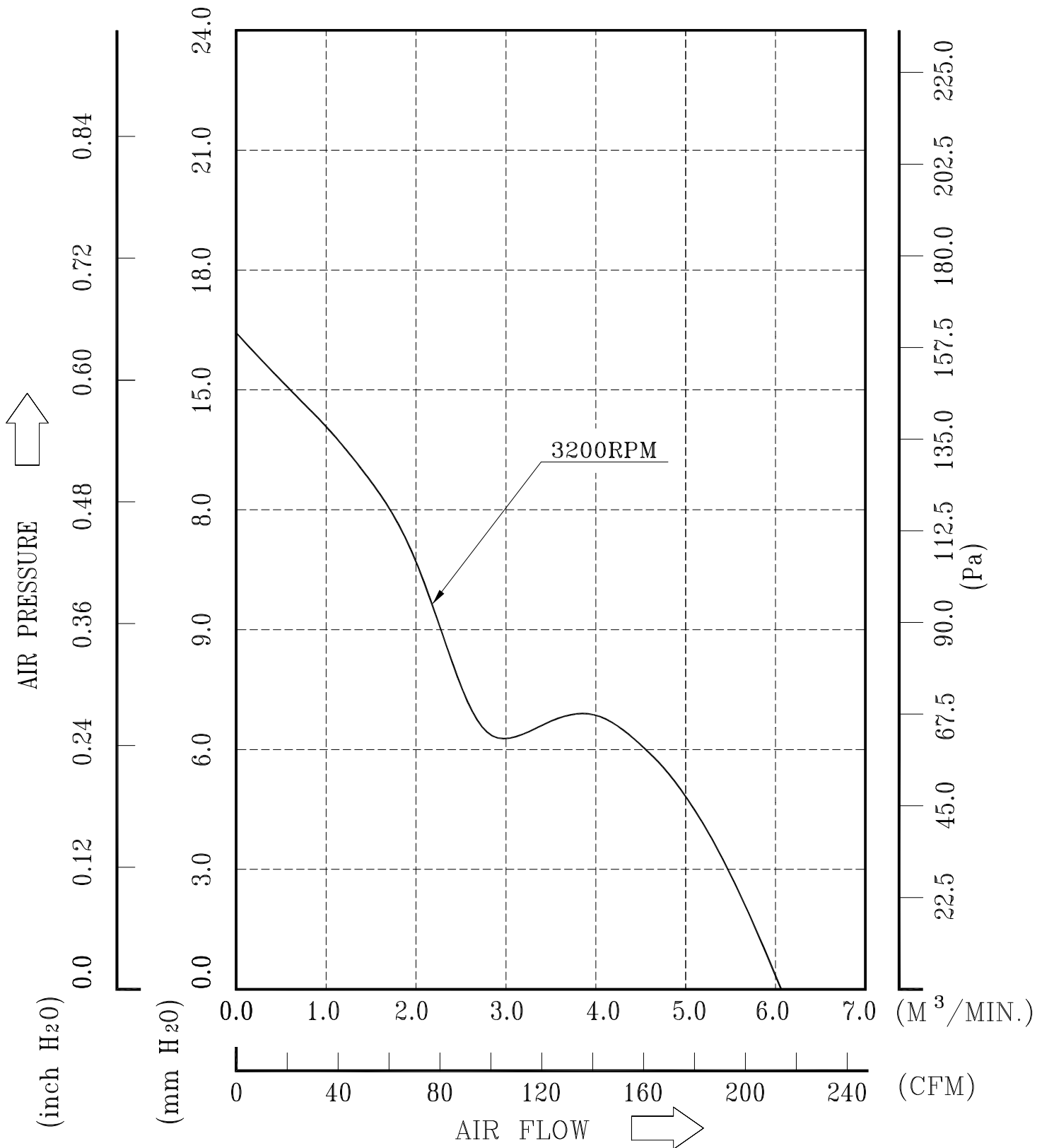
NOTES:

*BLUE WIRE (N) DO NOT TOUCH BROWN WIRE (L) DIRECTLY DURING OPERATION

PART NO:

DELTA MODEL: AFL15AUHS

9. P & Q CURVE:

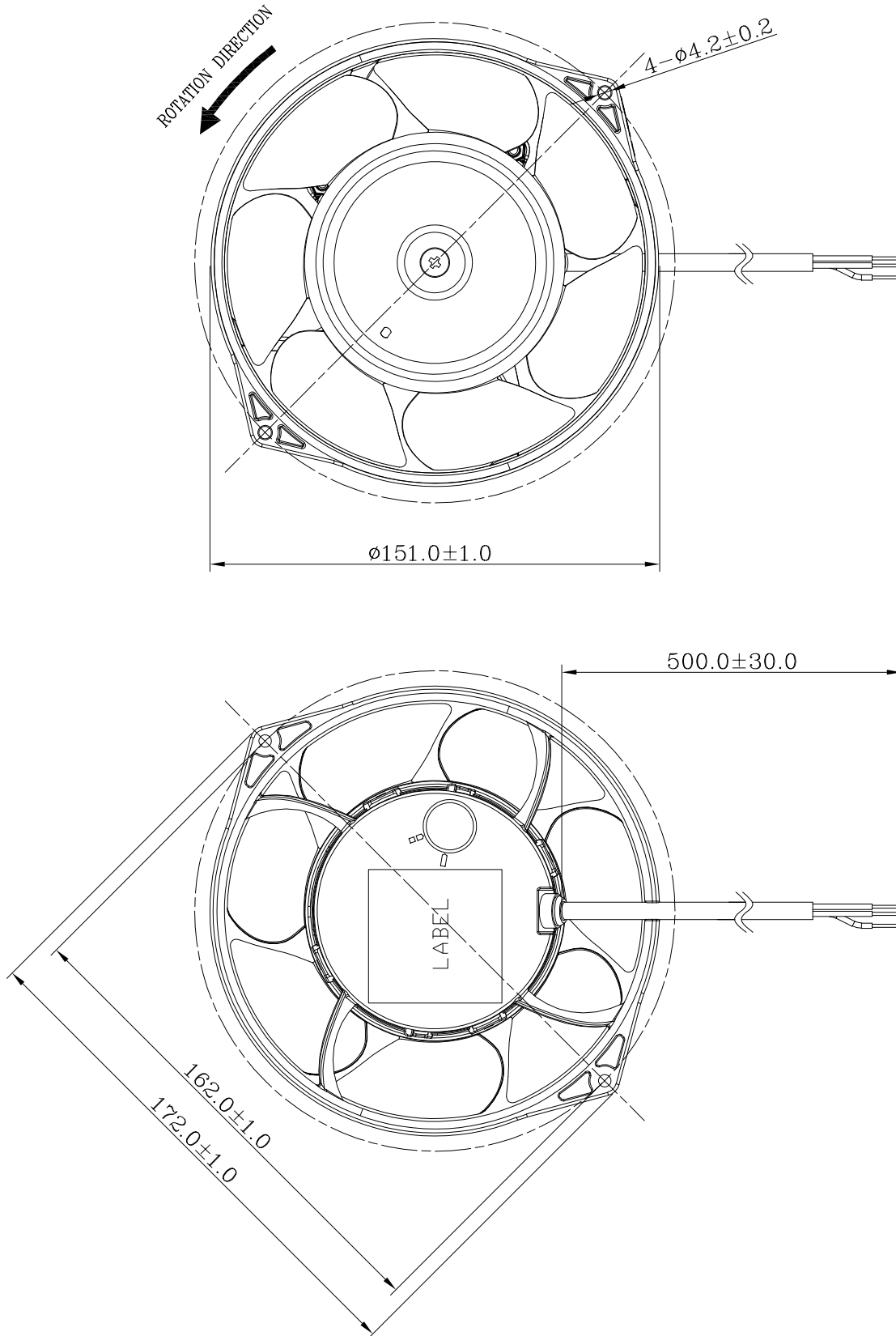


* TEST CONDITION: INPUT VOLTAGE ——— NOMINAL VOLTAGE
TEMPERATURE ——— ROOM TEMPERATURE
HUMIDITY ——— 65%RH

PART NO:

DELTA MODEL: AFL15AUHS

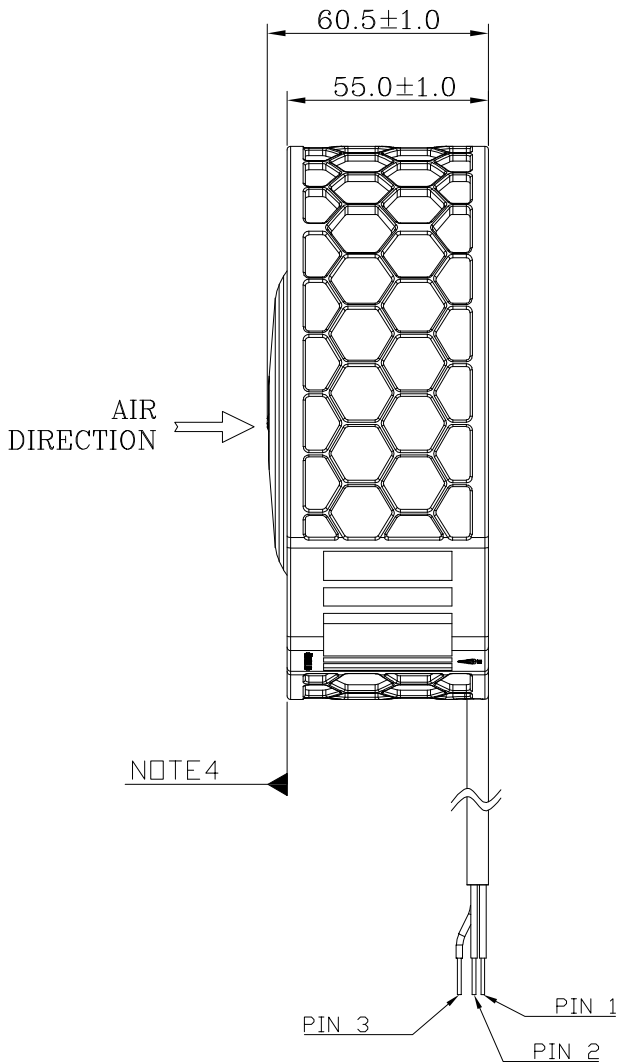
10. DIMENSION DRAWING:



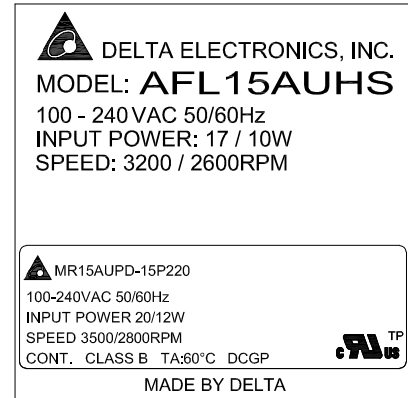
UNIT : mm

PART NO:

DELTA MODEL: AFL15AUHS



LABEL:



UNIT : mm

NOTES:

1. THIS PRODUCT IS RoHS COMPLIANT
2. UL 2464 18AWG/3C(80°C) -LF-
PIN1: BLUE WIRE (N)
PIN2: BROWN WIRE (L)
PIN3: BLACK WIRE (SECOND SPEED)
3. IMPELLER DIAMETER IS 140mm
4. FINGER GUARD USING SUGGESTION :
INTERNAL HEIGHT DIMENSION BETWEEN FINGER GUARD AND
TOP SURFACE OF FRAME MUST HAS 15 mm MINIMUM.



Application Notice

1. Delta will not guarantee the performance of the products if the application condition falls outside the parameters forth in the specification.
2. A written request should be Submitted to Delta prior to approval if deviation from the specification is required.
3. Please exercise caution when handling fans/motor. Damage may be caused then pressure is applied to the impeller, if the fans/motor are handled by the lead wires, or if the fans/motor was hard-dropped to the production floor.
4. Except as pertains to some special designs, there is no guarantee that the products will be free from any such safety problems or failures as caused by the introduction of powder, droplets of water or encroachment of insect into the hub.
5. The above-mentioned conditions are representative of some unique examples and viewed as the first point of reference prior to all other information.
6. Delta fans/motor without special protection are not suitable where any corrosive fluids are introduced to their environment.
7. Please ensure all fans/motor are stored according to the storage temperature limits specified. Do not store fans/motor in a high humidity environment. We highly recommend performance testing is conducted before shipping, if the fans have been stored over 6 months.
8. Not all fans/motor are provide with the Lock Rotor Protection feature. If you impair the rotation of the impeller for the fans/motor that do not have this function, the performance of those fans/motor will lead to failure.
9. Please be cautions when mounting the fans/motor. Incorrect mounting of fans/motor may cause excess resonance, vibration and subsequent noise.
10. It is important to consider safety then testing the fans/motor. A suitable fan guard should be fitted to the fans/motor to guard against any potential for personal injury.
11. Except where specifically stated, all tests are carried out at room (ambient) temperature and relative humidity conditions of 25°C , 65% RH. The test value is only for fan performance itself.