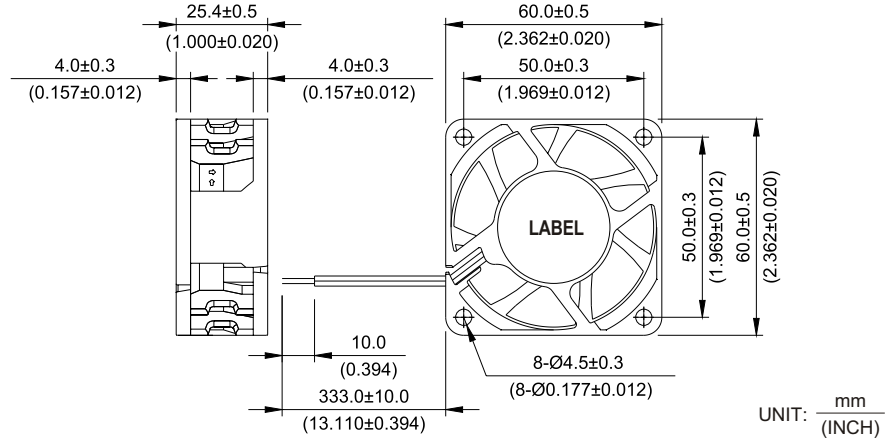


New



AFB 60 x 60 x 25.4 MM SERIES

DIMENSIONS DRAWING

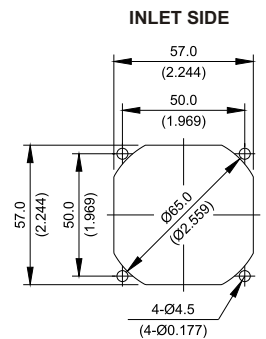
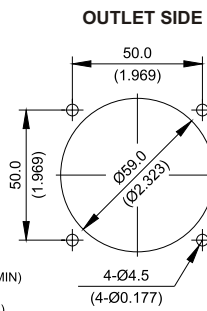
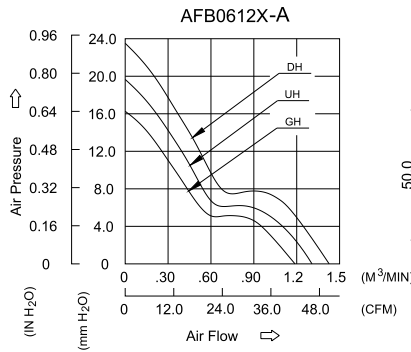


UNIT: $\frac{\text{mm}}{\text{(INCH)}}$

- * Bearing Type
Ball Bearings
- * Material
Impeller & Frame: Plastic (UL94V-0)
- * Lead Wires :
UL 1061 AWG#24 OR Equivalent
Red Wire Positive (+)
Black Wire Negative (-)
- * Weight : 77g (2.72 oz)

P & Q CURVE (AT RATED VOLTAGE)

MOUNTING PANEL CUTOUT



UNIT: $\frac{\text{mm}}{\text{(INCH)}}$

MODEL			Rated Voltage	Operating Voltage Range	Rated Current	Rated Input Power	Speed	Maximum Air Flow		Maximum Air Pressure		Noise
PART NO.	REV.	FUNCTION	VDC	VDC	Amp	Watt	R.P.M.	m ³ /min	CFM	mmH ₂ O	IN H ₂ O	dB-A
AFB0612GH	-A	-R00 / -F00	12	7.0 to 13.2	0.55	6.60	7500	1.188	41.95	16.27	0.640	50.5
AFB0612UH	-A	-R00 / -F00	12	7.0 to 13.2	0.69	8.28	8200	1.307	46.16	19.66	0.774	52.5
AFB0612DH	-A	-R00 / -F00	12	7.0 to 13.2	0.84	10.08	9000	1.427	50.40	23.52	0.926	55.0

* Function type is optional.
 * The max. air flow and the speed are measured in free air ; max. air pressure is measured at zero air flow.
 * Noise is measured in anechoic chamber in free air, one meter from intake side.
 * All readings are typical values at rated voltage.
 * Specifications are subject to change without notice.